


traxon



1PXL Board RGB



MB.BO.5010000

The Traxon 1PXL Board RGB features 16 ultra bright SMD LEDs on a 4 x 4 matrix with a 62.5mm pitch. A low profile and open beam angle ensure optimal integration behind a wide range of diffuser materials, creating low resolution screens for graphic animation and video replay.



INDOOR

## PRODUCT SPECIFICATIONS

- **Light Source:** 16 High intensity Nichia SMD RGB LEDs
- **Color Range:** 16.7 million additive RGB colors
- **Color Resolution:** 3 x 14-bit (Gamma correction)
- **Beam Angle:** 120°
- **Cover Lens:** N/A
- **LED Pitch:** 62.5mm / 2.46"
- **Housing:** N/A
- **Adjustment Options:** N/A
- **Size:** 230mm x 230mm x 11.5mm / 9.06" x 9.06" x 0.45"
- **Weight:** 200g / 0.4lbs
- **Regulatory Listing & Safety Approval:** CE, FCC
- **Operating Temperature:** 0°C to 40°C / 32°F to 104°F
- **Storage Temperature:** -20°C to +70°C / -4°F to 158°F
- **Rating:** Indoor
- **Humidity:** 0 to 90% non-condensing

## ELECTRICAL SPECIFICATIONS

- **Operating Voltage:** 24V DC
- **Power Consumption:** 9W max.

## SYSTEM SPECIFICATIONS

- **Power/Data Interface:** TX CONNECT Smart Indoor
- **Control:** DMX512
- **Power Supply:** LED Engine Smart 100W Indoor [PS.IA.0010000]; LED Engine Smart 300W Indoor [PS.IB.7030000]
- **Addressing Options:** DMX Auto-Addressing ON/OFF

**LED CHARACTERISTICS** Because LEDs are semiconductor devices, their performances are subject to inherent variability commonly found in semiconductor industry. To improve consistency in performance across the same product, LED manufacturers "sort" LEDs into bins according to different preset parameters, such as forward driving voltage, illumination, etc. Whereas binning is a sorting function, it is not a correction process. Inherent variability in the manufacturing process results always in different binning distributions according to different production lots. Traxon uses automatically binned LEDs on its products, thereby minimizing output variations within the model range.

As with all electronic devices, LED output degrades over time – a term called lumen depreciation. This also explains why it is nearly impossible to expect photometric performances of two LED products with different service life spans to be the same. The rate of LED degrade is a complicate function of many factors such as operating efficiency, duration of continuous operation, and more significantly, environmental conditions (ambient temperature for example). If allowed working under optimal operating temperature range and with good ventilation, LED devices enjoy long service lives over conventional light sources. When using/installing LED devices, care should be taken to ensure that the devices will operate within the operating conditions specified in respective product literature.

WWW.TRAXONTECHNOLOGIES.COM

© 2010 TRAXON TECHNOLOGIES ALL RIGHTS RESERVED. TRAXON™, TX CONNECT™, LUXILED™ ARE TRADEMARKS OF TRAXON TECHNOLOGIES. U.S. PATENTS, E.U. PATENTS, JAPAN PATENTS, OTHER PATENTS PENDING. SPECIFICATIONS ARE SUBJECT TO CHANGE WITHOUT NOTICE.

6/10, V1.4



**SOURCE SPECIFICATIONS**

Source: 16 LEDs packaged in RGB

Optics: 120°

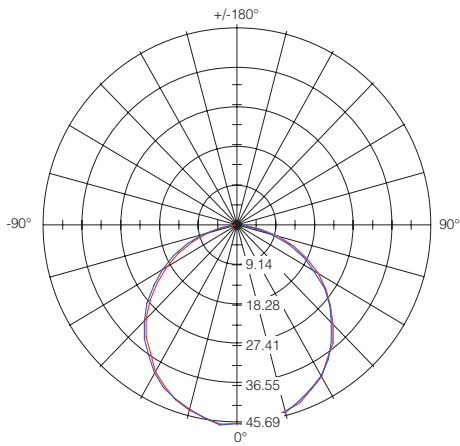
Cover Lens: -

Distribution: Symmetric direct illumination

CCT: -

**CANDELA DISTRIBUTION**

- Measured on: White
- Beam angle (50% I<sub>max</sub>): 114°



**LIGHT OUTPUT**

Color	Total Output (lm)	Power (W)	Efficacy (lm/W)
White	132.3	7.44	17.78
Red	37.65	3.84	9.80
Green	80.36	4.8	16.74
Blue	9.1	3.12	2.92

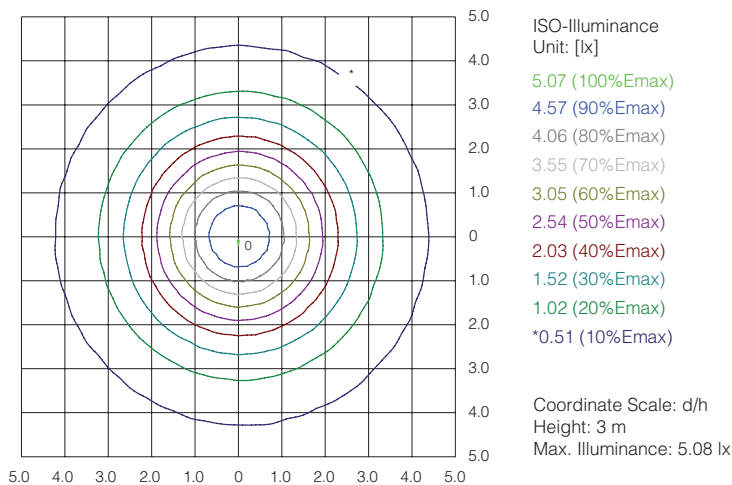
- Luminance: 710 cd/m<sup>2</sup> (nits)

**ILLUMINANCE**

Distance	10cm/3.9"	25cm/9.8"	50cm/19.7"	75cm/29.5"	100cm/39.4"
Lux	4520	723	181	80	45
50% I <sub>max</sub> (diameter)	31cm/12.20"	77cm/30.31"	154cm/60.62"	231cm/90.94"	308cm/121.25"

- Measured on: White

**ILLUMINANCE DISTRIBUTION**



Photometric measurements are carried out by an independent laboratory. IES and LDT files are available for download from the Traxon website.

WWW.TRAXONTECHNOLOGIES.COM

© 2010 TRAXON TECHNOLOGIES ALL RIGHTS RESERVED. TRAXON™, TX CONNECT™, LUXILED™ ARE TRADEMARKS OF TRAXON TECHNOLOGIES. U.S. PATENTS, E.U. PATENTS, JAPAN PATENTS, OTHER PATENTS PENDING. SPECIFICATIONS ARE SUBJECT TO CHANGE WITHOUT NOTICE.

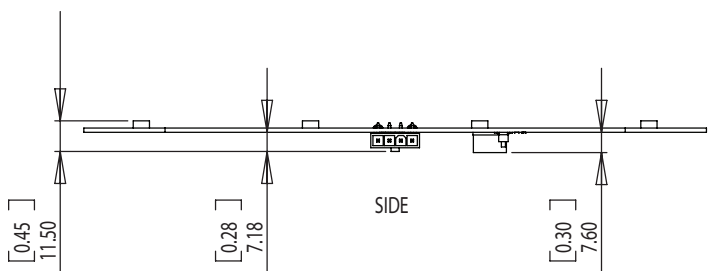
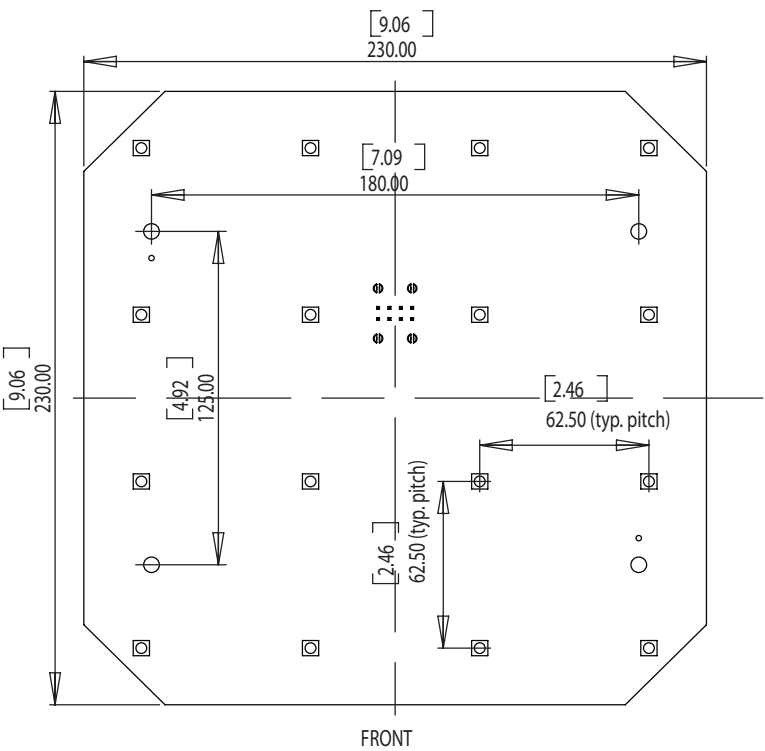
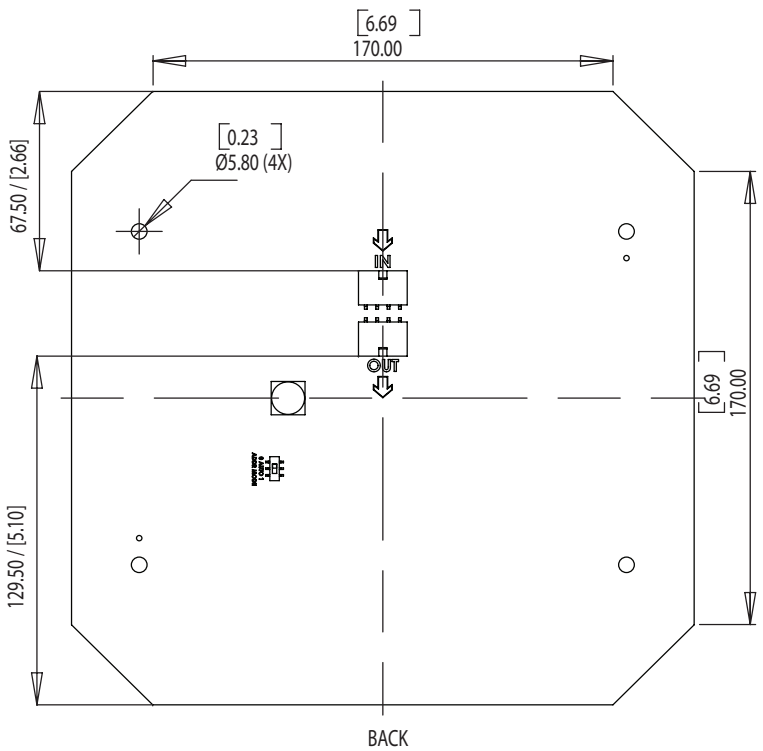
TRAXON



1PXL Board RGB

Dimensions

TECHNICAL DRAWING



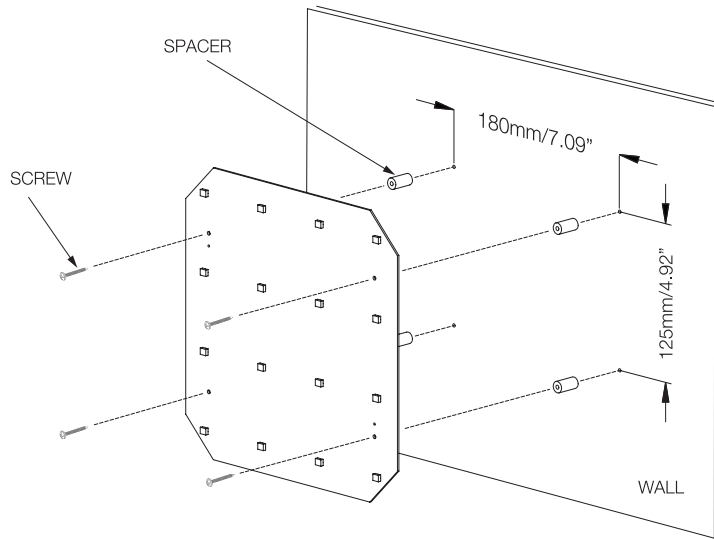
Dimensions in mm [in]

WWW.TRAXONTECHNOLOGIES.COM

© 2018 TRAXON TECHNOLOGIES. ALL RIGHTS RESERVED. TRAXON™, TX CONNECT™, LUXILED™ ARE TRADEMARKS OF TRAXON TECHNOLOGIES. U.S. PATENTS, E.U. PATENTS, JAPAN PATENTS, OTHER PATENTS PENDING. SPECIFICATIONS ARE SUBJECT TO CHANGE WITHOUT NOTICE.



MOUNTING



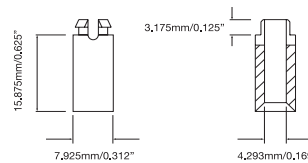
Mounting Accessories



4 x Nylon Spacers



4 x 35mm Screws



Nylon Spacer Dimensions

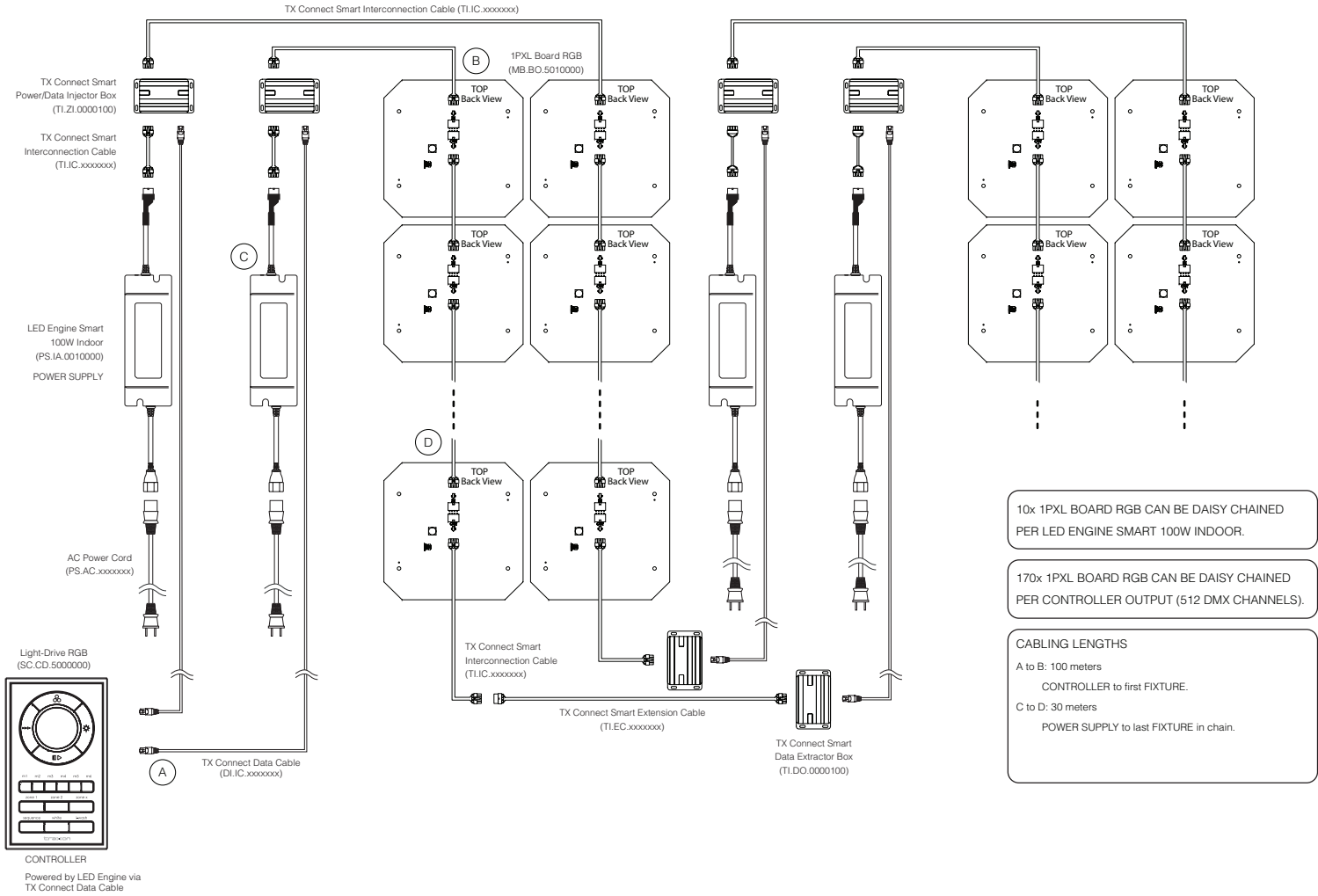
TRAXON



1PXL Board RGB

System Diagram

SYSTEM DIAGRAM





1PXL Board RGB

Accessories

#### STANDARD ACCESSORIES (included in delivery)

Model No.	Description
TI.IC.0030000	TX CONNECT Smart Indoor Interconnection Cable, 0.3m / 11.82"
	1x Board Mounting Kit (4x Nylon Spacers, 4x Mounting Screws)

#### ADD-ON STRIP AND BOARD

Model No.	Description
MB.ST.5311000	4PXL Add-On Strip (62.5)
MB.BO.5315000	4PXL Add-On Board (62.5)

#### TX CONTROL

Model No.	Description
CS.MA.5000000	Micro Server
SC.CD.5000000	Light-Drive RGB (Black)
SC.CD.5000100	Light-Drive RGB (White)
SC.AC.0100100	Light-Drive RGB IR Remote Control
SC.JD.5010000	Light-Drive Jog RGB (Black)
SC.JD.5010100	Light-Drive Jog RGB (White)

#### TX CONNECT

Model No.	Description
TI.ZI.0000100	TX CONNECT Smart Power/Data Injector Box
TI.DO.0000100	TX CONNECT Smart Data Extractor Box
TI.PI.0000100	TX CONNECT Smart Power Injector Cable
TI.EC.0050000	TX CONNECT Smart Indoor Extension Cable, 0.5m / 1.64ft
TI.EC.0100000	TX CONNECT Smart Indoor Extension Cable, 1m / 3.28ft
TI.EC.0300000	TX CONNECT Smart Indoor Extension Cable, 3m / 9.84ft
TI.EC.0500000	TX CONNECT Smart Indoor Extension Cable, 5m / 16.4ft
TI.EC.1000000	TX CONNECT Smart Indoor Extension Cable, 10m / 32.8ft
DI.IC.0100000	TX CONNECT Data Cable, 1m/3.28ft

#### TX POWER

Model No.	Description
PS.IA.0010000	LED Engine Smart 100W Indoor
PS.IB.7030000	LED Engine Smart 300W Indoor
PS.AC.0200100	LED Engine Garage 220V (houses 3x PS.IB.7030000)
PS.AC.0200200	LED Engine Garage 110V (houses 3x PS.IB.7030000)
PS.AC.0000100	AC Power Cord (EU)
PS.AC.0000200	AC Power Cord (US)
PS.AC.0000300	AC Power Cord (UK)
PS.AC.0000400	AC Power Cord (AU)
PS.AC.0000500	AC Power Cord (JP)