

Date: _____ Quantity: _____

Company: _____

Project: _____



ProPoint™ Pixel Dynamic White Diffused Prism

The ProPoint Pixel Dynamic White Diffused Prism is an AC line powered, high brightness luminaire. The luminaire is controllable via DMX512, and is connected using a daisy chain topology, allowing easy installation to form long run lengths. Remote Device Management (RDM) circuits are built into each luminaire which enables extensive control and monitoring of the entire installation. The ProPoint Pixel Dynamic White Diffused Prism has a low-profile and is ideal for many types of exterior architectural, retail, and hospitality façades where a changeable range of white is desired or to create white media effects.

Product Specifications

Model	ProPoint Pixel Diffused Prism
Light Source	6 pcs 2200K / 6 pcs 6500K LEDs
Color Range	DW (2200K-6500K)
Viewing Angle	150°
Luminous Flux	620 lm
Efficacy	31 lm/W
Lumen Maintenance	L ₇₀ @ 25° 81,000 hours
Cover Lens	2.0mm UV stable polycarbonate
Housing	Die Cast Aluminum
Size	144.8 x 81.3 x 119.4mm (5.7" x 3.2" x 4.7")
Weight	1.4 kgs (3.09 lbs.)
Regulatory/Product Certifications	cETLus, CE, FCC, RoHS, REACH, ASTM B117-16, ANSI 3G, IK10
Operating Temperature	-30°C to +55°C (-22°F to +131°F)
Minimum Starting Temperature	-20°C (-4°F)
Storage Temperature	-40°C to +80°C (-40°F to +176°F)
Environment	IP66 Outdoor, suitable for coastal environments
Humidity	85%, non-condensing

Electrical Specifications

Input Voltage¹	100-277V _{AC} 50/60Hz
Power Consumption	20W
Power Factor	≥0.9

System Specifications

Power	AC Line
Control	DMX512, RDM Enabled
Power Supply	Integrated

1. Auto-switching. Single phase (line, neutral and ground).

LED CHARACTERISTICS: Because LEDs are semiconductor devices, their performances are subject to inherent variability commonly found in semiconductor industry. To improve consistency in performance across the same product, LED manufacturers "sort" LEDs into bins according to different preset parameters, such as forward driving voltage, illumination, etc. Whereas binning is a sorting function, it is not a correction process. Inherent variability in the manufacturing process always results in different binning distributions according to different production lots. Traxon uses automatically binned LEDs on its products, thereby minimizing output variations within the model range.

As with all electronic devices, LED output degrades over time – a term called lumen depreciation. This also explains why it is nearly impossible to expect photometric performances of two LED products with different service life spans to be the same. The rate of LED degrade is a complicated function involving many factors, such as operating efficiency, duration of continuous operation and, more significantly, environmental conditions (ambient temperature for example). If allowed, working under optimal operating temperature range and with good ventilation, LED devices enjoy long service lives over conventional light sources. When using/installing LED devices, care should be taken to ensure that the devices will operate within the operating conditions specified in respective product literature.

Lumen measurement complies with LM-79-08 standard.
Lumen maintenance is calculated based on LM-80 compliant measurement.

www.traxontechnologies.com
www.osram.us/traxon

©2020 TRAXON TECHNOLOGIES – AN OSRAM BUSINESS. ALL RIGHTS RESERVED. TRAXON™ AND TX CONNECT® ARE TRADEMARKS OF TRAXON TECHNOLOGIES. U.S. PATENTS, E.U. PATENTS, JAPAN PATENTS, OTHER PATENTS PENDING. SPECIFICATIONS ARE SUBJECT TO CHANGE WITHOUT NOTICE.

ProPoint™ Pixel Dynamic White Diffused Prism

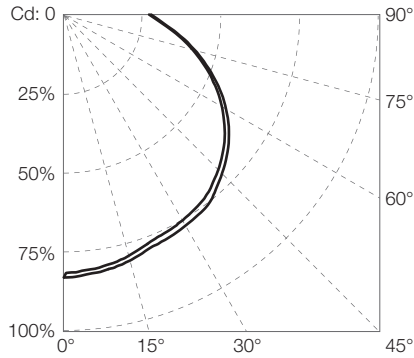
Photometrics

Source Specifications

LED Source	6 pcs 2200K / 6 pcs 6500K LEDs
Viewing Angle	150°
Cover Lens	Diffused Prism UV stable polycarbonate

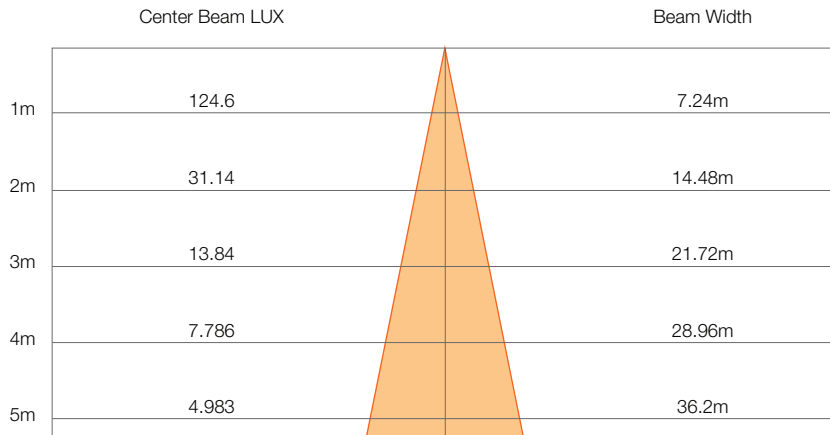
Candela Distribution

Light Output



Color Temperature	Luminous Flux (lm)	Candela Distribution @100%	Efficacy (lm/W)
White (full on)	620.73	124.6	31.04
Warm White (2200K)	232.64	47.02	20.96
Warm White (2700K)	275.	56.03	21.32
Neutral White (4000K)	570.96	117.3	27.45
Cold White (6500K)	380.76	74.67	33.70

Illuminance at a Distance



● Vert Spread: 149.11°

● Horiz Spread: 149.11°

For feet multiply by 3.28

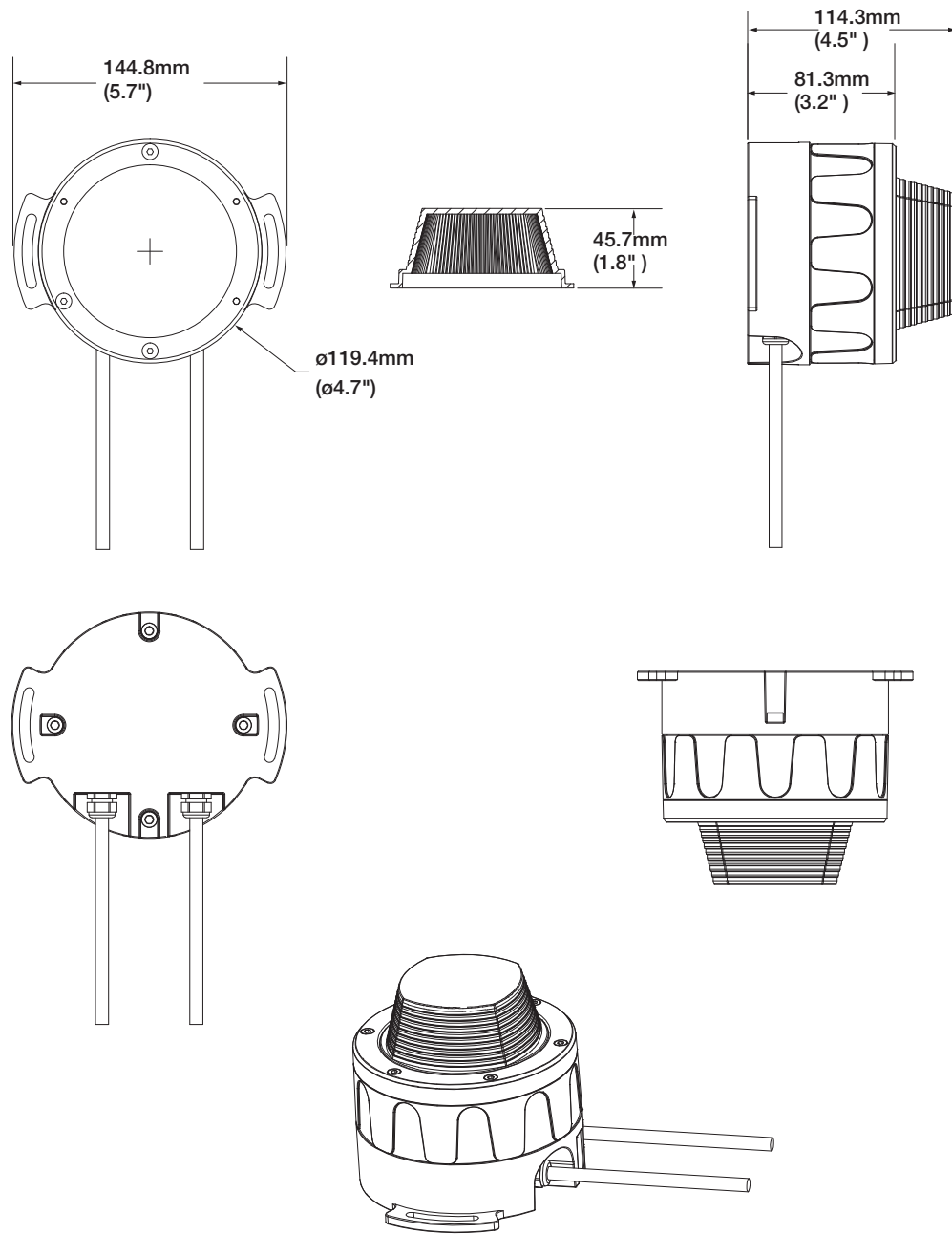
For fc divide by 10.7

www.traxontechnologies.com
www.osram.us/traxon

©2020 TRAXON TECHNOLOGIES - AN OSRAM BUSINESS. ALL RIGHTS RESERVED. TRAXON™ AND TX CONNECT® ARE TRADEMARKS OF TRAXON TECHNOLOGIES. U.S. PATENTS, E.U. PATENTS, JAPAN PATENTS, OTHER PATENTS PENDING. SPECIFICATIONS ARE SUBJECT TO CHANGE WITHOUT NOTICE.

ProPoint™ Pixel Dynamic White Diffused Prism

Dimensions

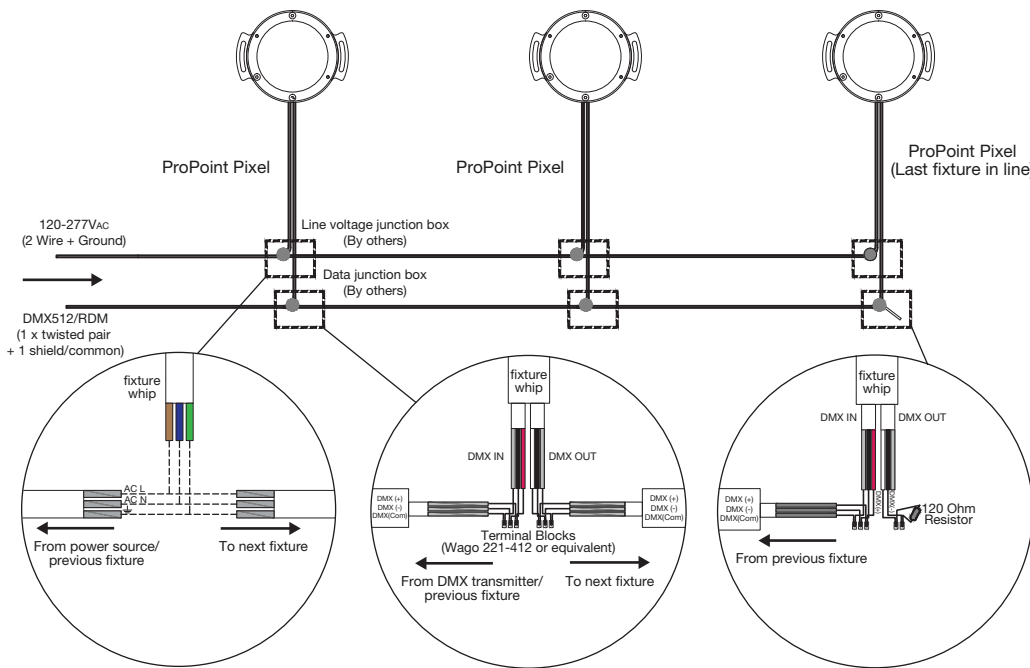


www.traxontechnologies.com
www.osram.us/traxon

©2020 TRAXON TECHNOLOGIES - AN OSRAM BUSINESS. ALL RIGHTS RESERVED. TRAXON™ AND TX CONNECT® ARE TRADEMARKS OF TRAXON TECHNOLOGIES. U.S. PATENTS, E.U. PATENTS, JAPAN PATENTS, OTHER PATENTS PENDING. SPECIFICATIONS ARE SUBJECT TO CHANGE WITHOUT NOTICE.

ProPoint™ Pixel Dynamic White Diffused Prism System Diagram

- ProPoint Pixel fixtures ship with two cable whips: One cable whip for power input, consisting of two wires plus a ground, and one cable whip for DMX512 RDM input/output.
- No more than (32) fixtures on a single DMX512 link, max 300m total (source to last fixture).
- Data cabling from DMX source to first fixture and between subsequent ProPoint Pixel fixtures shall be Cat5e UTP or higher (stranded type only) or other cable type suitable for DMX communication. Consult DMX standard for additional guidance.



- Each DMX512 link must be properly terminated to prevent signal reflections.

General Notes

- All data cabling must adhere to ANSI E1.11-2008 (R2013) – Entertainment Technology – USITT DMX512-A, Asynchronous Serial Digital Data Transmission Standard for Controlling Lighting Equipment and Accessories.
- Fixture is RDM compatible.
- Fixtures allow a universal input of 100V_{AC} to 277V_{AC}.
- Data termination shall utilize cage clamp terminal blocks, or equivalent. Wire nuts are not permissible and will void warranty.
- The method of line voltage termination, both for data and power, is at the discretion of the installing contractor, and/or engineer. Splicing and/or joining of cables must adhere to all applicable electrical codes.
- Cables must be spliced/joined in a weatherproof enclosure/junction box, which is to be properly rated and provided by others.

www.traxontechnologies.com
www.osram.us/traxon

©2020 TRAXON TECHNOLOGIES - AN OSRAM BUSINESS. ALL RIGHTS RESERVED. TRAXON™ AND TX CONNECT® ARE TRADEMARKS OF TRAXON TECHNOLOGIES. U.S. PATENTS, E.U. PATENTS, JAPAN PATENTS, OTHER PATENTS PENDING. SPECIFICATIONS ARE SUBJECT TO CHANGE WITHOUT NOTICE.

ProPoint™ Pixel Dynamic White Diffused Prism

Ordering

Model Number

PP	.	X1	.	9	X	X	X	0	X
ProPoint		Pixel		Control	Color	CCT	Lens		Finish
				9: DMX	1: Static White	3: 3000K	1: Clear Lens		1: Gray
					2: DW	4: 4000K	2: Diffused Dome		2: Black
					4: RGBW	7: 2200K-6500K (DW)	3: Diffused Prism		3: White
					A: RGB		4: Diffused Drum		
							5: Diffused Lens		

Fixtures

Model Number	Description	Item Code
PP.X1.927301	ProPoint Pixel DW Diffused Prism Gray	AM369030055
PP.X1.927302	ProPoint Pixel DW Diffused Prism Black	AM369080055
PP.X1.927303	ProPoint Pixel DW Diffused Prism White	AM369130055

Accessories

Model Number	Description	Item Code
AM243520054	ProPoint Termination Kit	AM243520054

Our Brands



www.traxontechnologies.com

www.osram.us/traxon



©2020 TRAXON TECHNOLOGIES - AN OSRAM BUSINESS. ALL RIGHTS RESERVED. TRAXON™ AND TX CONNECT® ARE TRADEMARKS OF TRAXON TECHNOLOGIES. U.S. PATENTS, E.U. PATENTS, JAPAN PATENTS, OTHER PATENTS PENDING. SPECIFICATIONS ARE SUBJECT TO CHANGE WITHOUT NOTICE.