



SOURCE SPECIFICATIONS

Source: 16 LEDs packaged in RGB

Optics: 120°

Cover Lens: -

Distribution: Symmetric direct illumination

CCT: -

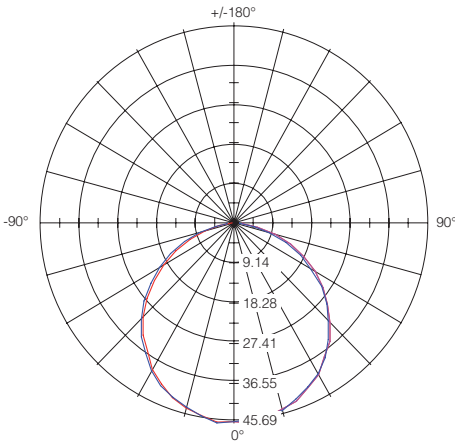
CANDELA DISTRIBUTION

LIGHT OUTPUT

- Measured on: White
- Beam angle (50% I_{max}): 114°

| Color | Total Output (lm) | Power (W) | Efficacy (lm/W) |
|-------|-------------------|-----------|-----------------|
| White | 132.3 | 7.44 | 17.78 |
| Red | 37.65 | 3.84 | 9.80 |
| Green | 80.36 | 4.8 | 16.74 |
| Blue | 9.1 | 3.12 | 2.92 |

- Luminance: 710 cd/m² (nits)

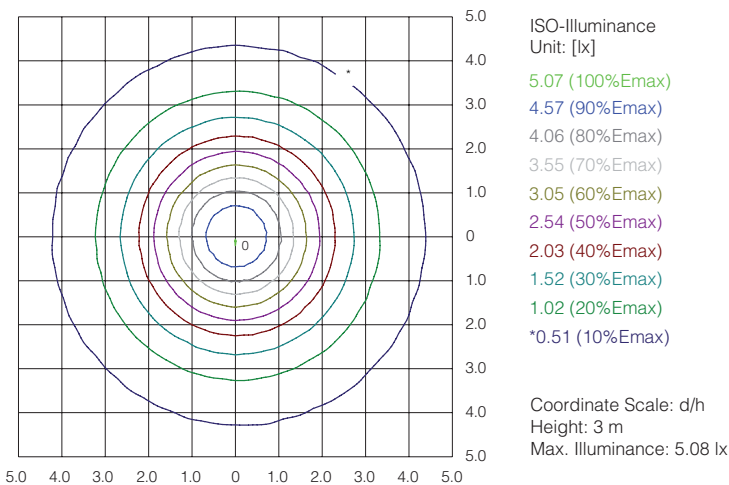


ILLUMINANCE

| Distance | 10cm/3.9" | 25cm/9.8" | 50cm/19.7" | 75cm/29.5" | 100cm/39.4" |
|---------------------------------|-------------|-------------|--------------|--------------|---------------|
| Lux | 4520 | 723 | 181 | 80 | 45 |
| 50% I _{max} (diameter) | 31cm/12.20" | 77cm/30.31" | 154cm/60.62" | 231cm/90.94" | 308cm/121.25" |

- Measured on: White

ILLUMINANCE DISTRIBUTION



Photometric measurements are carried out by an independent laboratory. IES and LDT files are available for download from the Traxon website.

WWW.TRAXONTECHNOLOGIES.COM

© 2010 TRAXON TECHNOLOGIES ALL RIGHTS RESERVED. TRAXON™, TX CONNECT™, LUXILED™ ARE TRADEMARKS OF TRAXON TECHNOLOGIES. U.S. PATENTS, E.U. PATENTS, JAPAN PATENTS, OTHER PATENTS PENDING. SPECIFICATIONS ARE SUBJECT TO CHANGE WITHOUT NOTICE.

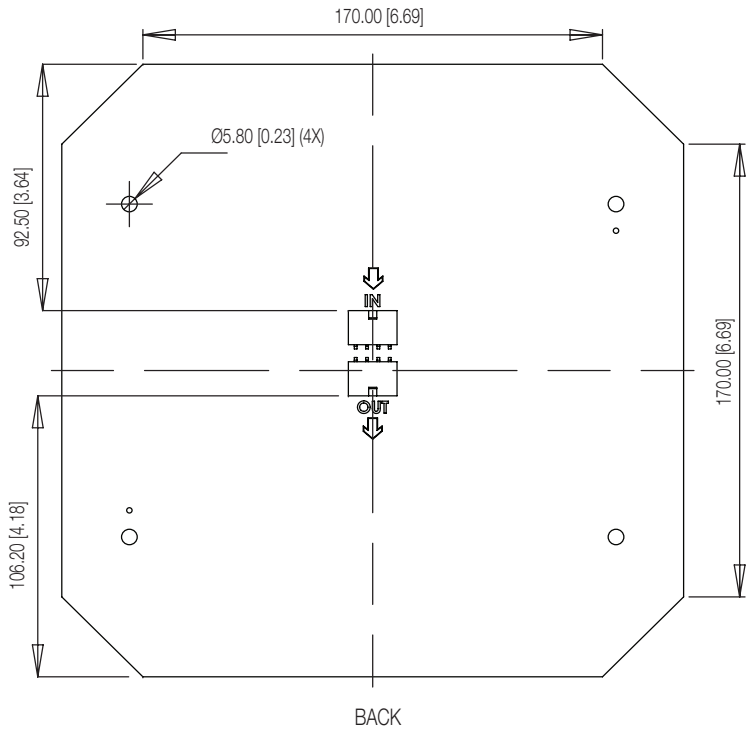
traxxon



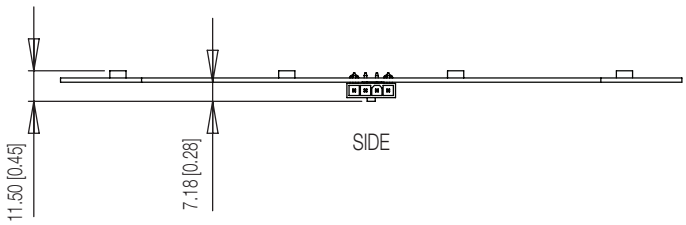
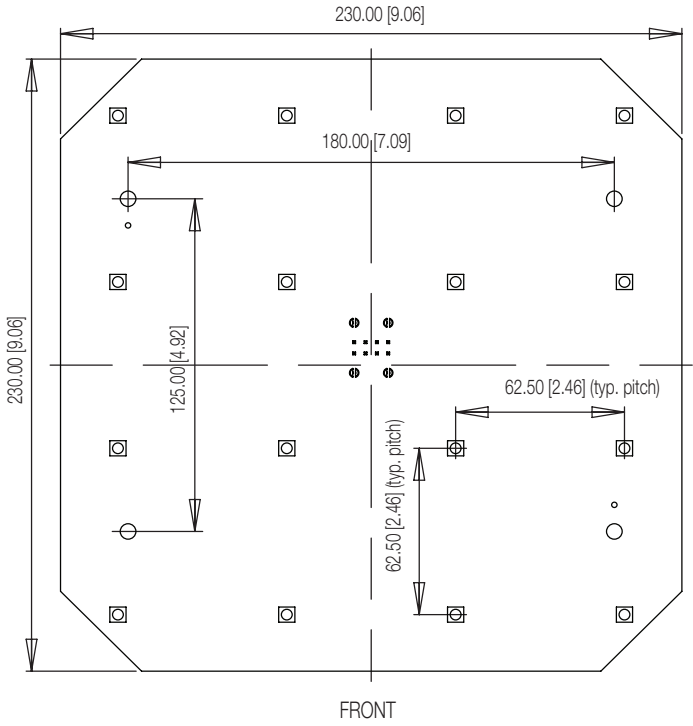
16PXL Board RGB

Dimensions

TECHNICAL DRAWING

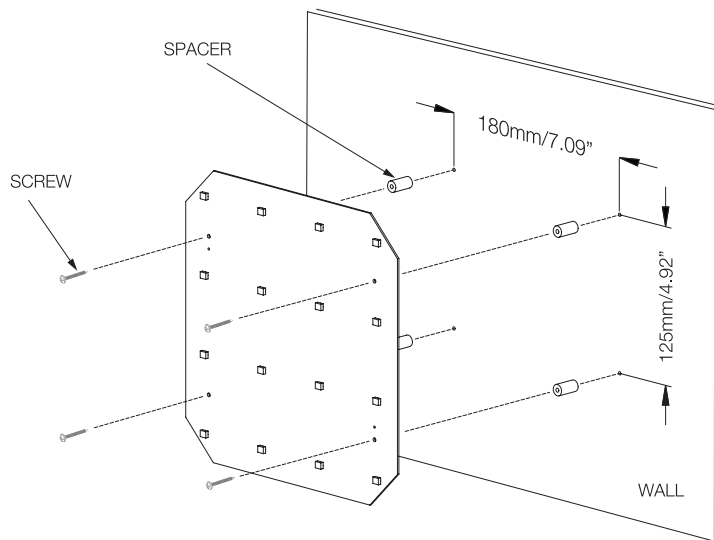


Dimensions in mm [in]





MOUNTING



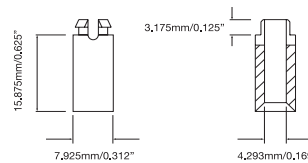
Mounting Accessories



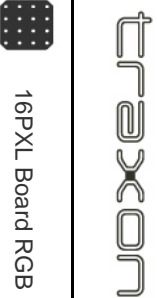
4 x Nylon Spacers



4 x 35mm Screws



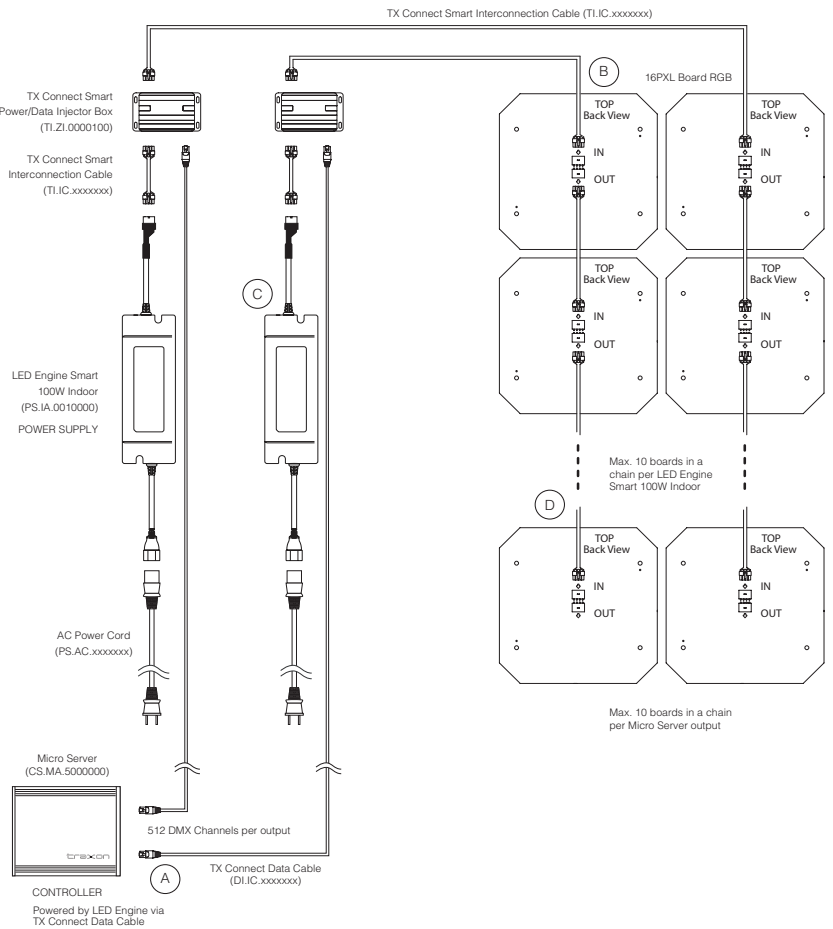
Nylon Spacer Dimensions



System Diagram

SYSTEM DIAGRAM

- 10x 16PXL BOARD RGB CAN BE DAISY CHAINED PER LED ENGINE SMART 100W INDOOR.
 - 10x 16PXL BOARD RGB CAN BE DAISY CHAINED PER MICRO SERVER OUTPUT (512 DMX CHANNELS).
- CABLING LENGTHS**
- A to B: 100 meters
CONTROLLER to first FIXTURE.
 - C to D: 30 meters
POWER SUPPLY to last FIXTURE in chain.





16PXL Board RGB

Accessories

STANDARD ACCESSORIES (included in delivery)

| Model No. | Description |
|---------------|--------------------------------------------------------------|
| TI.IC.0030000 | TX CONNECT Smart Indoor Interconnection Cable, 0.3m / 11.82" |
| | 1x Board Mounting Kit (4x Nylon Spacers, 4x Mounting Screws) |

ADD-ON STRIP AND BOARD

| Model No. | Description |
|---------------|--------------------------|
| MB.ST.5311000 | 4PXL Add-On Strip (62.5) |
| MB.BO.5315000 | 4PXL Add-On Board (62.5) |

TX CONTROL

| Model No. | Description |
|---------------|--------------|
| CS.MA.5000000 | Micro Server |

TX CONNECT

| Model No. | Description |
|---------------|--------------------------------------------------------|
| TI.ZI.0000100 | TX CONNECT Smart Power/Data Injector Box |
| TI.DO.0000100 | TX CONNECT Smart Data Extractor Box |
| TI.PI.0000100 | TX CONNECT Smart Power Injector Cable. |
| TI.EC.0050000 | TX CONNECT Smart Indoor Extension Cable, 0.5m / 1.64ft |
| TI.EC.0100000 | TX CONNECT Smart Indoor Extension Cable, 1m / 3.28ft |
| TI.EC.0300000 | TX CONNECT Smart Indoor Extension Cable, 3m / 9.84ft |
| TI.EC.0500000 | TX CONNECT Smart Indoor Extension Cable, 5m / 16.4ft |
| TI.EC.1000000 | TX CONNECT Smart Indoor Extension Cable, 10m / 32.8ft |
| DI.IC.0100000 | TX CONNECT Data Cable, 1m/3.28ft |

TX POWER

| Model No. | Description |
|---------------|--------------------------------------------------|
| PS.IA.0010000 | LED Engine Smart 100W Indoor |
| PS.IB.7030000 | LED Engine Smart 300W Indoor |
| PS.AC.0200100 | LED Engine Garage 220V (houses 3x PS.IB.7030000) |
| PS.AC.0200200 | LED Engine Garage 110V (houses 3x PS.IB.7030000) |
| PS.AC.0000100 | AC Power Cord (EU) |
| PS.AC.0000200 | AC Power Cord (US) |
| PS.AC.0000300 | AC Power Cord (UK) |
| PS.AC.0000400 | AC Power Cord (AU) |
| PS.AC.0000500 | AC Power Cord (JP) |