

## BoxLED L Plus G15

LED modules for light advertising and backlighting



### Areas of application

- Permanent outdoor use in enclosed light boxes
- Signage and illuminated advertising
- Backlighting of single and double-sided light boxes (side lighting)
- Wallwashing, cove lighting

### Product benefits

- Uniform illumination thanks to optimized elliptical lenses
- Click & Play: quick and easy click-in of the LED modules, no tools needed
- Excellent module efficacy
- Very long lifetime
- 5 year guarantee

### Product features

- Connected with flexible cables
- Type of protection (modules): IP66
- Special robust encapsulation
- CE marked



# Product family datasheet

## Technical data

### Electrical data

Product description	Nominal voltage	Nominal wattage per LED module	Rated wattage	Reverse Voltage	Input voltage range
BX-L-PL -765	12.0 V	7.5 W	60.00 W	13 V	12...13 V
BX-L-PL -840	12.0 V	7.5 W	60.00 W	13 V	12...13 V
BX-L-PL -830	12.0 V	7.5 W	60.00 W	13 V	12...13 V

### Photometrical data

Product description	Color temperature	Color rendering index Ra	Light color (designation)	Light color LED	Total useful luminous flux	Luminous flux per module chain
BX-L-PL -765	6500 K	≥70	Cool White	White	571 lm	5030 lm
BX-L-PL -840	4000 K	≥80	Daylight	White	550 lm	4040 lm
BX-L-PL -830	3000 K	≥80	Warm White	White	462 lm	4350 lm

Product description	Nominal useful luminous flux 90°	Rated useful luminous flux 90°	Luminous efficacy	Rated peak intensity	Standard deviation of color matching
BX-L-PL -765	534 lm	534 lm	76 lm/W	1520 cd	≤4 sdc
BX-L-PL -840	516 lm	516 lm	73 lm/W	1520 cd	≤4 sdc
BX-L-PL -830	430 lm	430 lm	62 lm/W	1520 cd	≤4 sdc

### Light technical data

Product description	Starting time	Warm-up time (60 %)	Nominal beam angle	Rated beam angle (half peak value)
BX-L-PL -765	0.1 s	0.10 s	15.0 x 53.5 °	15.00 ... 53.50 °
BX-L-PL -840	0.1 s	0.10 s	15.0 x 53.5 °	15.00 ... 53.50 °
BX-L-PL -830	0.1 s	0.10 s	15.0 x 53.5 °	15.00 ... 53.50 °

# Product family datasheet

## LED module information

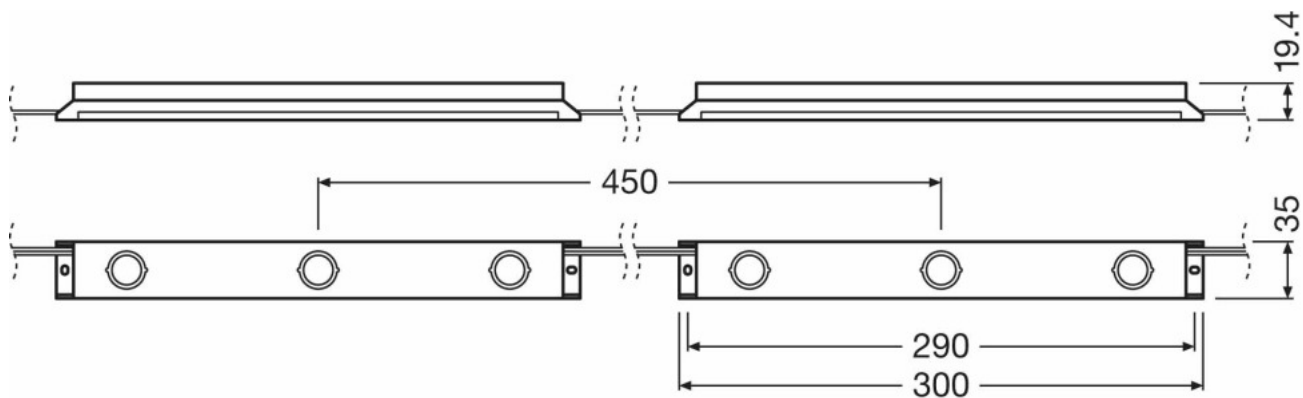
Product description	Number of LEDs per module	Number of LED modules per chain	Minimum operable number of LED modules
BX-L-PL -765	3	8	1
BX-L-PL -840	3	8	1
BX-L-PL -830	3	8	1

## Dimensions & weight

Product description	Construction length	Rated width	Rated height	Product weight
BX-L-PL -765	3600.0 mm	35.0 mm	19.40 mm	1850.00 g <sup>1)</sup>
BX-L-PL -840	3600.0 mm	35.0 mm	19.40 mm	1850.00 g <sup>1)</sup>
BX-L-PL -830	3600.0 mm	35.0 mm	19.40 mm	1850.00 g <sup>1)</sup>

<sup>1)</sup> Per chain

## Product line drawing



BX-L-PL -765, BX-L-PL -840, BX-L-PL -830

# Product family datasheet

## Temperatures

Product description	Temperature range in operation	Temperature range at storage
BX-L-PL -765	-25...80 °C <sup>1)</sup>	-25...85 °C
BX-L-PL -840	-25...80 °C <sup>1)</sup>	-25...85 °C
BX-L-PL -830	-25...80 °C <sup>1)</sup>	-25...85 °C

<sup>1)</sup> At the T<sub>c</sub> point

## Lifespan

Product description	Lumen main. fact. at end of nom. life time	Nominal lamp life time	Rated lamp life time	Number of switching cycles
BX-L-PL -765	0.70	50000 h <sup>1)</sup>	50000 h <sup>1)</sup>	25000
BX-L-PL -840	0.70	50000 h <sup>1)</sup>	50000 h <sup>1)</sup>	25000
BX-L-PL -830	0.70	50000 h <sup>1)</sup>	50000 h <sup>1)</sup>	25000

<sup>1)</sup> At T<sub>c</sub> 80 °C

## Capabilities

Product description	Dimmable	Dimming range
BX-L-PL -765	Yes	5...100 %
BX-L-PL -840	Yes	5...100 %
BX-L-PL -830	Yes	5...100 %

## Certificates & standards

Product description	Energy consumption	Energy efficiency class	Type of protection
BX-L-PL -765	9 kWh/1000h	A+	IP66
BX-L-PL -840	9 kWh/1000h	A+	IP66
BX-L-PL -830	9 kWh/1000h	A	IP66

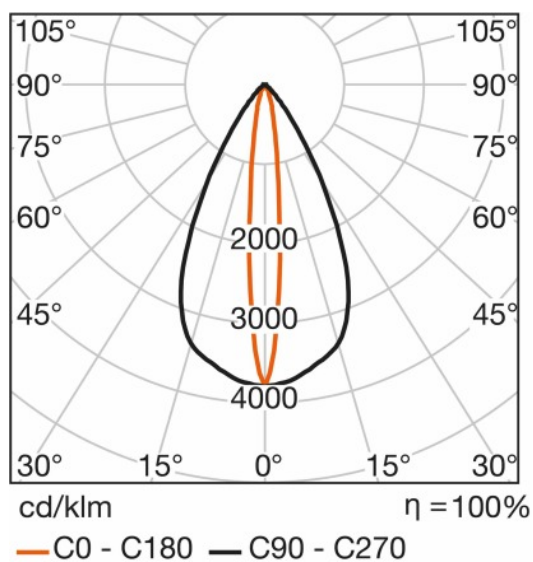
Product description	Standards
BX-L-PL -765	Acc. to IEC 62471-2/Acc. to IEC 60598-1/Acc. to EN 60529/Acc. to EN 62031/Acc. to EN 55015/Acc. to EN 61547
BX-L-PL -840	Acc. to IEC 62471-2/Acc. to IEC 60598-1/Acc. to EN 60529/Acc. to EN 62031/Acc. to EN 55015/Acc. to EN 61547
BX-L-PL -830	Acc. to IEC 62471-2/Acc. to IEC 60598-1/Acc. to EN 60529/Acc. to EN 62031/Acc. to EN 55015/Acc. to EN 61547

# Product family datasheet

## Logistical data

Product description	Temperature range at storage
BX-L-PL -765	-25...85 °C
BX-L-PL -840	-25...85 °C
BX-L-PL -830	-25...85 °C

## Light Distribution



BX-L-PL -765, BX-L-PL -840, BX-L-PL -830

## Equipment / Accessories

- Several types of OPTOTRONIC 12 V power supplies available
- BoxLED mounting profile

## Application advice

For more detailed application information and graphics please see product datasheet.

## Additional product information

- Installation of LED modules (with power supplies) needs to be made under consideration of all valid regulations and norms.
- Installation by qualified electrician only.

## Product family datasheet

- Please see the relevant application guides and instructions sheets for more detailed safety and mounting information. Additional information is available on request.
- Complies with IEC/EN 61547
- Complies with IEC/EN 61000-3-2
- Complies with EN 55015, CISPR 15
- Complies with IEC/EN 61347-1
- Complies with IEC/EN 61347-2-13
- LED modules are dimmable by means of PWM (pulse width modulation). It is recommended using the following OSRAM control gears: OPTOTRONIC OT DIM, OT DALI DIM or OPTOTRONIC 24 V power supplies with integrated 1...10 V dimming interface.
- Parallel connection is mandatory for safe electrical operation. Serial connection of LED modules is strongly discouraged. Unbalanced voltage drop in serial connection can cause hazardous overload and damage the LED module.
- Electrical contact is achieved with the contact cables or the terminals of the module. Please refer to the technical data for maximum number of LED modules that can be operated on one control gear.
- In order to operate OSRAM LED modules safely, it is absolutely necessary to operate them with an electronically stabilized power supply that protects against short circuits, overload and overheating.
- In case other power supplies than OSRAM OPTOTRONIC are used, compliance to the necessary operating parameters (voltage, current, power) has to be ensured.
- Pay attention to polarity! Wrong polarity can cause destruction or malfunction of the module.
- Conducting paths on the circuit board must not be damaged or destroyed during installation.
- The LED module itself and all its components must not be stressed mechanically.
- Operation in or under water is prohibited.
- To avoid mechanical damage, the LED modules have to be attached securely to the intended mounting surface. It is recommended to avoid heavy vibration.
- In case that the LED module is equipped with a pre-mounted double-sided adhesive tape, OSRAM assumes no liability and provides no guarantee for a permanent adherence of the modules to the surface. OSRAM recommends fixation of the modules by means of suitable screws.
- Complies with IEC 61347-1 cl. 18.3, cl. 18.4, IEC 60695-2-10, IEC 60695-11-5, IEC 60695-11-10 (classification V-0)
- To ensure uniform illumination, a reflective matt white surface is generally recommended for all internal frame walls and back panels of light boxes.
- The insulation is designed for working voltage of 50 VDC.
- SELV or SELV-equivalent output control gear recommended.
- Optimal homogeneous backlighting through sidelighting for installation depth (distance between backplane of light box and surface) of 120 mm.
- Module contains no PVC material.
- The module may cause noises during dimming. If a dimming operation is required, it is recommended to check the dimming operation for noises before final installation.



---

### Sales and Technical Support

Sales and Technical Support [www.osram.com](http://www.osram.com)











---

### Download Data

File
 Brochures Technical application guide - IP codes in accordance with IEC 60529 (GB)
 Brochures Technical Application Guide BackLED PlusBasic G15 and BoxLED Plus G15 (GB)

## Product family datasheet

---

	Brochures Impressive backlighting for signage and presentation (GB)
	Certificates CE declaration BoxLED L PlusG15
	Certificates Manufacturer declaration BoxLED L Plus G15
	Installation guide BoxLED L Plus G15
	CAD data 3-dim BX-L-PL 8XX G15 STEP
	CAD data 3-dim BX-L-PL 8XX G15 IGS
	CAD data PDF BoxLED L Plus G15 CAD PDF
	Eulumdat BoxLED L Plus 6500K G15 EULUMDAT
	Eulumdat BoxLED L Plus 4000K G15 Eulumdat
	Eulumdat BoxLED L Plus 3000K G15 Eulumdat

---

### Logistical Data

Product code	Product description	Packaging unit (Pieces/Unit)	Dimensions (length x width x height)	Volume	Gross weight
4052899201088	BX-L-PL -765	Shipping carton box 5	470 mm x 264 mm x 268 mm	33.25 dm <sup>3</sup>	11188.00 g
4052899200968	BX-L-PL -840	Shipping carton box 5	470 mm x 264 mm x 268 mm	33.25 dm <sup>3</sup>	11260.00 g
4052899200517	BX-L-PL -830	Shipping carton box 5	470 mm x 264 mm x 268 mm	33.25 dm <sup>3</sup>	11260.00 g

---

The mentioned product code describes the smallest quantity unit which can be ordered. One shipping unit can contain one or more single products. When placing an order, for the quantity please enter single or multiples of a shipping unit.

### References / Links

For Guarantee see

▶ [www.osram.com/guarantee](http://www.osram.com/guarantee)

### Disclaimer

Subject to change without notice. Errors and omission excepted. Always make sure to use the most recent release.