



PRODUCT FAMILY DATASHEET

LEDVANCE PANEL LED 600

LED panel luminaires



AREAS OF APPLICATION

- Direct replacement for luminaires with fluorescent lamps
- Corridors
- Offices
- Conference rooms
- Reception areas
- Foyers
- Elevators
- Suitable for recessed ceiling systems with grid size of 600 x 600 mm

PRODUCT BENEFITS

- High luminous efficacy
- Energy savings of up to 50 % compared to conventional luminaires
- Easy and quick installation
- Very homogenous light
- 5 years guarantee
- External driver for extended flexibility (compatible with selected DALI drivers)
- Very slim aluminum housing (only 10.5 mm) and matt white frame

PRODUCT FEATURES

- Type of protection: IP20
- Aluminum housing, polystyrene diffuser
- Ambient temperature in operation: -10...+45 °C



TECHNICAL DATA

Product description	Electrical data					Photometrical data					Light technical data
	Operating mode	Nominal wattage	Nominal voltage	Mains frequency	Power factor λ	Color temperature	Luminous flux	Light color (designation)	Color rendering index Ra	Standard deviation of color matching	Beam angle
PANEL LED 600 30 W 3000 K	Electronic control gear (ECG)	30.00 W	220...240 V	50/60 Hz	>0.90	3000 K	3000 lm	Warm White	>80	≤6 sdc	120 °
PANEL LED 600 30 W 4000 K	Electronic control gear (ECG)	30.00 W	220...240 V	50/60 Hz	>0.90	4000 K	3000 lm	Cool White	>80	≤6 sdc	120 °
PANEL LED 600 30 W 6500 K	Electronic control gear (ECG)	30.00 W	220...240 V	50/60 Hz	>0.90	6500 K	3000 lm	Cool Daylight	>80	≤6 sdc	120 °
PANEL LED 600 33 W 3000 K UGR < 19	Electronic control gear (ECG)	33.00 W	220...240 V	50/60 Hz	>0.90	3000 K	3100 lm	Warm White	>80	≤6 sdc	90.00 °
PANEL LED 600 33 W 4000 K UGR < 19	Electronic control gear (ECG)	33.00 W	220...240 V	50/60 Hz	>0.90	4000 K	3600 lm	Cool White	>80	≤6 sdc	90.00 °
PANEL LED 600 40 W 3000 K	Electronic control gear (ECG)	40.00 W	220...240 V	50/60 Hz	>0.90	3000 K	4000 lm	Warm White	>80	≤6 sdc	120 °
PANEL LED 600 40 W 4000 K	Electronic control gear (ECG)	40.00 W	220...240 V	50/60 Hz	>0.90	4000 K	4000 lm	Cool White	>80	≤6 sdc	120 °
PANEL LED 600 40 W 6500 K	Electronic control gear (ECG)	40.00 W	220...240 V	50/60 Hz	>0.90	6500 K	4000 lm	Cool Daylight	>80	≤6 sdc	120 °

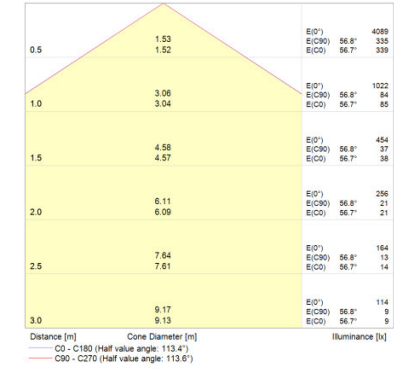
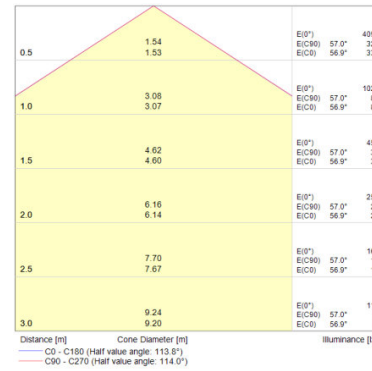
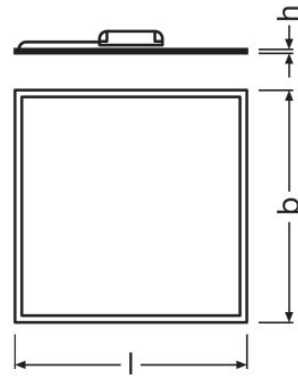
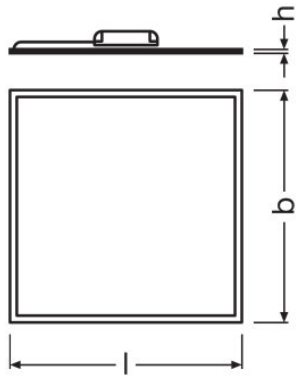
Product description	UGR longitudinal	UGR lateral	Dimensions & weight			Colors & materials			Temperatures & operating conditions
			Length	Width	Height	Body material	Product color	Cover material	Ambient temperature range
PANEL LED 600 30 W 3000 K			595.0 mm	595.0 mm	10.5 mm	Aluminum	White	Polystyrene (PS)	-10...45 °C
PANEL LED 600 30 W 4000 K			595.0 mm	595.0 mm	10.5 mm	Aluminum	White	Polystyrene (PS)	-10...45 °C
PANEL LED 600 30 W 6500 K			595.0 mm	595.0 mm	10.5 mm	Aluminum	White	Polystyrene (PS)	-10...45 °C
PANEL LED 600 33 W 3000 K UGR < 19	<19	<19	595.0 mm	595.0 mm	10.5 mm	Aluminum	White	Polystyrene (PS)	-10...45 °C

Product description	UGR longitudinal	UGR lateral	Dimensions & weight			Colors & materials			Temperatures & operating conditions
			Length	Width	Height	Body material	Product color	Cover material	Ambient temperature range
PANEL LED 600 33 W 4000 K UGR < 19	<19	<19	595.0 mm	595.0 mm	10.5 mm	Aluminum	White	Polystyrene (PS)	-10...45 °C
PANEL LED 600 40 W 3000 K			595.0 mm	595.0 mm	10.5 mm	Aluminum	White	Polystyrene (PS)	-10...45 °C
PANEL LED 600 40 W 4000 K			595.0 mm	595.0 mm	10.5 mm	Aluminum	White	Polystyrene (PS)	-10...45 °C
PANEL LED 600 40 W 6500 K			595.0 mm	595.0 mm	10.5 mm	Aluminum	White	Polystyrene (PS)	-10...45 °C

Product description	Lifespan				Additional product data		Capabilities
	Lifespan L70 at 25 °C	Lifespan L80 at 25 °C	Lifespan L90 at 25 °C	Number of switching cycles	Recommended control gear	Recommended cable clamp	Dimmable
PANEL LED 600 30 W 3000 K	50000 h	40000 h	20000 h	25000	OTi DALI 35/220...240/1A0 LT2 (EAN: 4052899919440)	Style B (EAN: 4052899077881)	No
PANEL LED 600 30 W 4000 K	50000 h	40000 h	20000 h	25000	OTi DALI 35/220...240/1A0 LT2 (EAN: 4052899919440)	Style B (EAN: 4052899077881)	No
PANEL LED 600 30 W 6500 K	50000 h	40000 h	20000 h	25000	OTi DALI 35/220...240/1A0 LT2 (EAN: 4052899919440)	Style B (EAN: 4052899077881)	No
PANEL LED 600 33 W 3000 K UGR < 19	50000 h	40000 h	20000 h	25000	OTi DALI 35/220...240/1A0 LT2 (EAN: 4052899919440)	Style B (EAN: 4052899077881)	No
PANEL LED 600 33 W 4000 K UGR < 19	50000 h	40000 h	20000 h	25000	OTi DALI 35/220...240/1A0 LT2 (EAN: 4052899919440)	Style B (EAN: 4052899077881)	No
PANEL LED 600 40 W 3000 K	50000 h	40000 h	20000 h	25000	OTi DALI 50/220...240/1A4LT2FAN (EAN: 4052899919433)	Style A (EAN: 4052899089570)	No
PANEL LED 600 40 W 4000 K	50000 h	40000 h	20000 h	25000	OTi DALI 50/220...240/1A4LT2FAN (EAN: 4052899919433)	Style A (EAN: 4052899089570)	No

Product description	Lifespan				Additional product data		Capabilities
	Lifespan L70 at 25 °C	Lifespan L80 at 25 °C	Lifespan L90 at 25 °C	Number of switching cycles	Recommended control gear	Recommended cable clamp	Dimmable
PANEL LED 600 40 W 6500 K	50000 h	40000 h	20000 h	25000	OTI DALI 50/220...240/1A4LT2FAN (EAN: 4052899919433)	Style A (EAN: 4052899089570)	No

Product description	Type of connection	Certificates & standards		
		Protection class	Type of protection	Standards
PANEL LED 600 30 W 3000 K	Terminal, 2-pin	II	IP20	CE/CB/TÜV SÜD/EAC/RoHS
PANEL LED 600 30 W 4000 K	Terminal, 2-pin	II	IP20	CE/CB/TÜV SÜD/EAC/RoHS
PANEL LED 600 30 W 6500 K	Terminal, 2-pin	II	IP20	CE/CB/TÜV SÜD/EAC/RoHS
PANEL LED 600 33 W 3000 K UGR < 19	Terminal, 2-pin	II	IP20	CE/CB/TÜV SÜD/EAC/RoHS
PANEL LED 600 33 W 4000 K UGR < 19	Terminal, 2-pin	II	IP20	CE/CB/TÜV SÜD/EAC/RoHS
PANEL LED 600 40 W 3000 K	Terminal, 2-pin	II	IP20	CE/CB/TÜV SÜD/EAC/RoHS
PANEL LED 600 40 W 4000 K	Terminal, 2-pin	II	IP20	CE/CB/TÜV SÜD/EAC/RoHS
PANEL LED 600 40 W 6500 K	Terminal, 2-pin	II	IP20	CE/CB/TÜV SÜD/EAC/RoHS

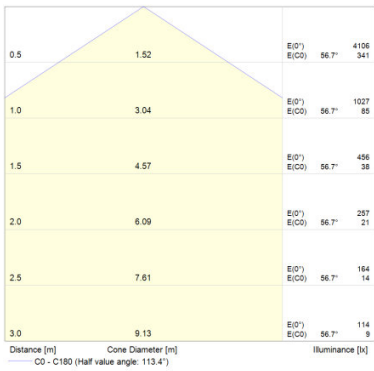


PANEL LED 600 30 W 3000 K, PANEL LED 600 30 W 4000 K, PANEL LED 600 30 W 6500 K, PANEL LED 600 40 W 3000 K, PANEL LED 600 40 W 4000 K, PANEL LED 600 40 W 6500 K

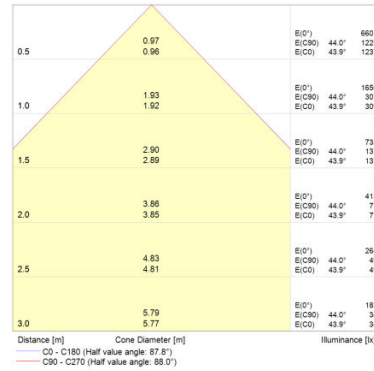
PANEL LED 600 33 W 3000 K UGR < 19, PANEL LED 600 33 W 4000 K UGR < 19

PANEL LED 600 30 W 3000 K

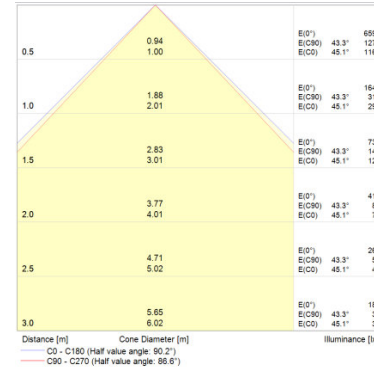
PANEL LED 600 30 W 4000 K



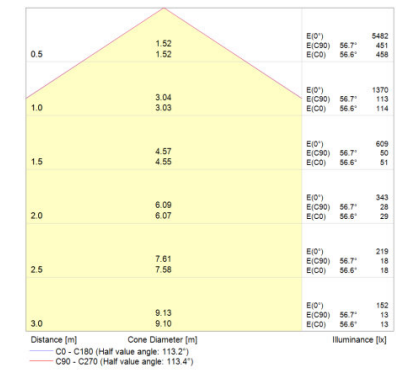
PANEL LED 600 30 W 6500 K



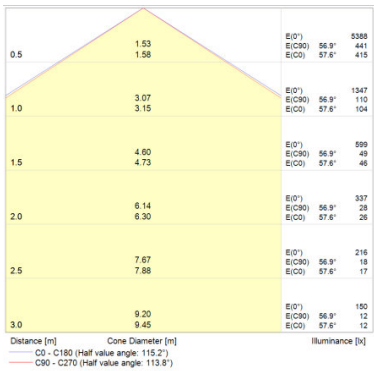
PANEL LED 600 33 W 3000 K UGR < 19



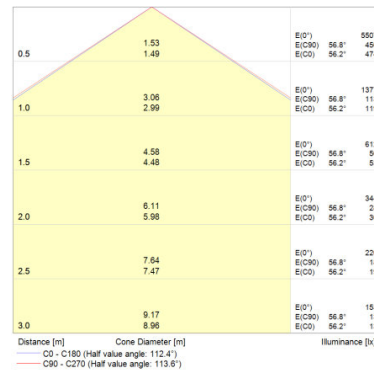
PANEL LED 600 33 W 4000 K UGR < 19



PANEL LED 600 40 W 3000 K



PANEL LED 600 40 W 4000 K



PANEL LED 600 40 W 6500 K

EQUIPMENT / ACCESSORIES

– Accessories for several mounting options available

APPLICATION ADVICE

For more detailed application information and graphics please see product datasheet.

LOGISTICAL DATA

Product code	Product description	Packaging unit (Pieces/Unit)	Dimensions (length x width x height)	Volume	Gross weight
4058075000483	PANEL LED 600 30 W 3000 K	Shipping carton box 4	695 mm x 170 mm x 645 mm	76.21 dm ³	16340.00 g
4058075000506	PANEL LED 600 30 W 4000 K	Shipping carton box 4	695 mm x 170 mm x 645 mm	76.21 dm ³	16340.00 g
4058075000520	PANEL LED 600 30 W 6500 K	Shipping carton box 4	695 mm x 170 mm x 645 mm	76.21 dm ³	16340.00 g
4058075000605	PANEL LED 600 33 W 3000 K UGR < 19	Shipping carton box 4	695 mm x 170 mm x 645 mm	76.21 dm ³	16340.00 g
4058075000629	PANEL LED 600 33 W 4000 K UGR < 19	Shipping carton box 4	695 mm x 170 mm x 645 mm	76.21 dm ³	16340.00 g
4058075000544	PANEL LED 600 40 W 3000 K	Shipping carton box 4	695 mm x 170 mm x 645 mm	76.21 dm ³	16340.00 g
4058075000568	PANEL LED 600 40 W 4000 K	Shipping carton box 4	695 mm x 170 mm x 645 mm	76.21 dm ³	16340.00 g
4058075000582	PANEL LED 600 40 W 6500 K	Shipping carton box 4	695 mm x 170 mm x 645 mm	76.21 dm ³	16340.00 g

The mentioned product code describes the smallest quantity unit which can be ordered. One shipping unit can contain one or more single products. When placing an order, for the quantity please enter single or multiples of a shipping unit.

REFERENCES / LINKS

For Guarantee see

▶ www.ledvance.com/guarantee

DISCLAIMER

Subject to change without notice. Errors and omission excepted. Always make sure to use the most recent release.