

## LINEARlight FLEX DIFFUSE Top Monochrome

– LED modules for professional and industrial applications



### Areas of application

- Individual and customized luminaires
- Organic shaped luminaires
- Architectural Integration – e.g. coves, walls
- Object integration – e.g. handrails
- Signage and illuminated advertising

### Product benefits

- IP67 protection with high performance silicone
- Outdoor use possible: UV and salt mist resistant (UV acc. to ISO 4892-2 - Method A, salt mist acc. to IEC 60068-2-52 severity 1)

### Product features

- Diffused light lines without visible spots
- Flexible and cuttable module to support design freedom
- Long operational length per single power feed possible (up to 6m)
- Ideal for luminaire designs
- Extra strong self-adhesive backside for easy mounting
- 24V technology for easy dimensioning
- Recommended in system use with OPTOTRONIC
- Increased reliability due to single piece reel-to-reel technology
- Dimmable with PWM technology



## Product family datasheet

### Technical data

#### Electrical data

Product description	Nominal voltage	Nominal wattage per meter	Rated wattage	Reverse Voltage	Input voltage range
LFD400MT -G1-BL-06 <sup>1)</sup>	24.0 V	12.0 W	72.00 W	25 V	23...25 V
LFD400MT -G1-GR-06 <sup>1)</sup>	24.0 V	12.0 W	72.00 W	25 V	23...25 V
LFD400MT -G1-GR-03 <sup>1)</sup>	24.0 V	12.0 W	36.00 W	25 V	23...25 V
LFD400MT -G1-RE-06 <sup>1)</sup>	24.0 V	12.0 W	72.00 W	25 V	23...25 V
LFD400MT -G1-YE-06 <sup>1)</sup>	24.0 V	12.0 W	72.00 W	25 V	23...25 V
LFD400MT -G1-OR-06 <sup>1)</sup>	24.0 V	12.0 W	72.00 W	25 V	23...25 V

<sup>1)</sup> Modules perfectly matched to OSRAM OPTOTRONIC LED drivers (see relevant table)/For current photometric data and important safety, installation and application information, see [www.osram.com/led-systems](http://www.osram.com/led-systems)/All the technical parameters apply to the entire module. In view of the complex manufacturing process for light emitting diodes, the typical values given above for the technical LED parameters are merely statistical values that do not necessarily correspond to the actual technical parameters of an individual product; individual products may vary from the typical values

#### Photometrical data

Product description	Light color (designation)	Light color LED	Luminous flux per meter	Luminous efficacy	Luminous flux
LFD400MT -G1-BL-06 <sup>1)</sup>	Blue	Blue	60 lm	5 lm/W	360 lm
LFD400MT -G1-GR-06 <sup>1)</sup>	Green	Green	285 lm	24 lm/W	1710 lm
LFD400MT -G1-GR-03 <sup>1)</sup>	Green	Green	285 lm	48 lm/W	855 lm
LFD400MT -G1-RE-06 <sup>1)</sup>	Red	Red	320 lm	27 lm/W	1920 lm
LFD400MT -G1-YE-06 <sup>1)</sup>	Yellow	Yellow	162 lm	14 lm/W	972 lm
LFD400MT -G1-OR-06 <sup>1)</sup>	Orange	Orange	175 lm	15 lm/W	1050 lm

<sup>1)</sup> Modules perfectly matched to OSRAM OPTOTRONIC LED drivers (see relevant table)/For current photometric data and important safety, installation and application information, see [www.osram.com/led-systems](http://www.osram.com/led-systems)/All the technical parameters apply to the entire module. In view of the complex manufacturing process for light emitting diodes, the typical values given above for the technical LED parameters are merely statistical values that do not necessarily correspond to the actual technical parameters of an individual product; individual products may vary from the typical values

#### Light technical data

Product description	Beam angle
LFD400MT -G1-BL-06 <sup>1)</sup>	120 °
LFD400MT -G1-GR-06 <sup>1)</sup>	120 °
LFD400MT -G1-GR-03 <sup>1)</sup>	120 °
LFD400MT -G1-RE-06 <sup>1)</sup>	120 °
LFD400MT -G1-YE-06 <sup>1)</sup>	120 °
LFD400MT -G1-OR-06 <sup>1)</sup>	120 °

<sup>1)</sup> Modules perfectly matched to OSRAM OPTOTRONIC LED drivers (see relevant table)/For current photometric data and important safety, installation and application information, see [www.osram.com/led-systems](http://www.osram.com/led-systems)/All the technical parameters apply to the entire module. In view of the complex manufacturing process for light emitting diodes, the typical values given above for the technical LED parameters are merely statistical values that do not necessarily correspond to the actual technical parameters of an individual product; individual products may vary from the typical values

## Product family datasheet

### LED module information

Product description	Number of LEDs per module	Number of LEDs per meter
LFD400MT -G1-BL-06 <sup>1)</sup>	900	150
LFD400MT -G1-GR-06 <sup>1)</sup>	900	150
LFD400MT -G1-GR-03 <sup>1)</sup>	900	150
LFD400MT -G1-RE-06 <sup>1)</sup>	900	150
LFD400MT -G1-YE-06 <sup>1)</sup>	900	150
LFD400MT -G1-OR-06 <sup>1)</sup>	900	150

<sup>1)</sup> Modules perfectly matched to OSRAM OPTOTRONIC LED drivers (see relevant table)/For current photometric data and important safety, installation and application information, see [www.osram.com/led-systems/](http://www.osram.com/led-systems/)All the technical parameters apply to the entire module. In view of the complex manufacturing process for light emitting diodes, the typical values given above for the technical LED parameters are merely statistical values that do not necessarily correspond to the actual technical parameters of an individual product; individual products may vary from the typical values

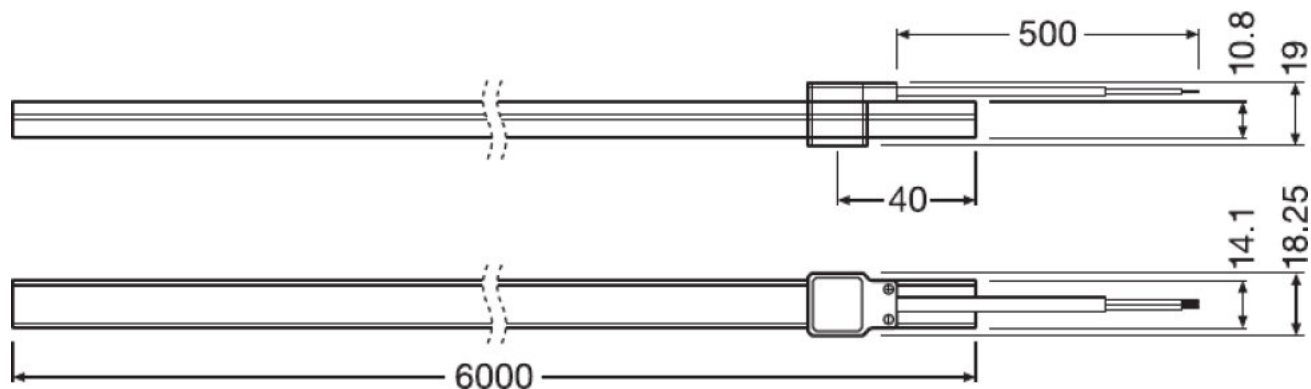
### Dimensions & weight

Product description	Length	Width	Height	Product weight	Length – smallest unit
LFD400MT -G1-BL-06 <sup>1)</sup>	6000 mm	14.1 mm	10.0 mm	1040.00 g	40.0 mm
LFD400MT -G1-GR-06 <sup>1)</sup>	6000 mm	14.1 mm	10.0 mm	1040.00 g	40.0 mm
LFD400MT -G1-GR-03 <sup>1)</sup>	3000 mm	14.1 mm	10.0 mm	531.00 g	40.0 mm
LFD400MT -G1-RE-06 <sup>1)</sup>	6000 mm	14.1 mm	10.0 mm	1040.00 g	40.0 mm
LFD400MT -G1-YE-06 <sup>1)</sup>	6000 mm	14.1 mm	10.0 mm	1040.00 g	40.0 mm
LFD400MT -G1-OR-06 <sup>1)</sup>	6000 mm	14.1 mm	10.0 mm	1040.00 g	40.0 mm

<sup>1)</sup> Modules perfectly matched to OSRAM OPTOTRONIC LED drivers (see relevant table)/For current photometric data and important safety, installation and application information, see [www.osram.com/led-systems/](http://www.osram.com/led-systems/)All the technical parameters apply to the entire module. In view of the complex manufacturing process for light emitting diodes, the typical values given above for the technical LED parameters are merely statistical values that do not necessarily correspond to the actual technical parameters of an individual product; individual products may vary from the typical values

## Product family datasheet

### Product line drawing



LFD400MT -G1-BL-06, LFD400MT -G1-GR-06, LFD400MT -G1-GR-03, LFD400MT -G1-RE-06, LFD400MT -G1-YE-06, LFD400MT -G1-OR-06

### Temperatures & operating conditions

Product description	Temperature range in operation
LFD400MT -G1-BL-06 <sup>1)</sup>	-20...65 °C
LFD400MT -G1-GR-06 <sup>1)</sup>	-20...65 °C
LFD400MT -G1-GR-03 <sup>1)</sup>	-20...65 °C
LFD400MT -G1-RE-06 <sup>1)</sup>	-20...65 °C
LFD400MT -G1-YE-06 <sup>1)</sup>	-20...65 °C
LFD400MT -G1-OR-06 <sup>1)</sup>	-20...65 °C

<sup>1)</sup> Modules perfectly matched to OSRAM OPTOTRONIC LED drivers (see relevant table)/For current photometric data and important safety, installation and application information, see [www.osram.com/led-systems/](http://www.osram.com/led-systems/)All the technical parameters apply to the entire module. In view of the complex manufacturing process for light emitting diodes, the typical values given above for the technical LED parameters are merely statistical values that do not necessarily correspond to the actual technical parameters of an individual product; individual products may vary from the typical values

## Product family datasheet

### Lifespan

Product description	Lifespan
LFD400MT -G1-BL-06 <sup>1)</sup>	50000 h <sup>2)</sup>
LFD400MT -G1-GR-06 <sup>1)</sup>	50000 h <sup>2)</sup>
LFD400MT -G1-GR-03 <sup>1)</sup>	50000 h <sup>2)</sup>
LFD400MT -G1-RE-06 <sup>1)</sup>	26000 h <sup>2)</sup>
LFD400MT -G1-YE-06 <sup>1)</sup>	26000 h <sup>2)</sup>
LFD400MT -G1-OR-06 <sup>1)</sup>	26000 h <sup>2)</sup>

<sup>1)</sup> Modules perfectly matched to OSRAM OPTOTRONIC LED drivers (see relevant table)/For current photometric data and important safety, installation and application information, see [www.osram.com/led-systems/](http://www.osram.com/led-systems/)All the technical parameters apply to the entire module. In view of the complex manufacturing process for light emitting diodes, the typical values given above for the technical LED parameters are merely statistical values that do not necessarily correspond to the actual technical parameters of an individual product; individual products may vary from the typical values

<sup>2)</sup> L70/B50

### Capabilities

Product description	Dimmable
LFD400MT -G1-BL-06 <sup>1)</sup>	Yes <sup>2)</sup>
LFD400MT -G1-GR-06 <sup>1)</sup>	Yes <sup>2)</sup>
LFD400MT -G1-GR-03 <sup>1)</sup>	Yes <sup>2)</sup>
LFD400MT -G1-RE-06 <sup>1)</sup>	Yes <sup>2)</sup>
LFD400MT -G1-YE-06 <sup>1)</sup>	Yes <sup>2)</sup>
LFD400MT -G1-OR-06 <sup>1)</sup>	Yes <sup>2)</sup>

<sup>1)</sup> Modules perfectly matched to OSRAM OPTOTRONIC LED drivers (see relevant table)/For current photometric data and important safety, installation and application information, see [www.osram.com/led-systems/](http://www.osram.com/led-systems/)All the technical parameters apply to the entire module. In view of the complex manufacturing process for light emitting diodes, the typical values given above for the technical LED parameters are merely statistical values that do not necessarily correspond to the actual technical parameters of an individual product; individual products may vary from the typical values

<sup>2)</sup> PWM

### Certificates & standards

Product description	Standards
LFD400MT -G1-BL-06 <sup>1)</sup>	CE; ENEC 10 VDE/EAC/UL Recognized component according UL 8750
LFD400MT -G1-GR-06 <sup>1)</sup>	CE; ENEC 10 VDE/EAC/UL Recognized component according UL 8750
LFD400MT -G1-GR-03 <sup>1)</sup>	CE; ENEC 10 VDE/EAC/UL Recognized component according UL 8750
LFD400MT -G1-RE-06 <sup>1)</sup>	CE; ENEC 10 VDE/EAC/UL Recognized component according UL 8750
LFD400MT -G1-YE-06 <sup>1)</sup>	CE; ENEC 10 VDE/EAC/UL Recognized component according UL 8750
LFD400MT -G1-OR-06 <sup>1)</sup>	CE; ENEC 10 VDE/EAC/UL Recognized component according UL 8750

<sup>1)</sup> Modules perfectly matched to OSRAM OPTOTRONIC LED drivers (see relevant table)/For current photometric data and important safety, installation and application information, see [www.osram.com/led-systems/](http://www.osram.com/led-systems/)All the technical parameters apply to the entire module. In view of the complex manufacturing process for light emitting diodes, the typical values given above for the technical LED parameters are merely statistical values that do not necessarily correspond to the actual technical parameters of an individual product; individual products may vary from the typical values

## Product family datasheet

### Logistical data

Product description	Temperature range at storage
LFD400MT -G1-BL-06 <sup>1)</sup>	-20...85 °C
LFD400MT -G1-GR-06 <sup>1)</sup>	-20...85 °C
LFD400MT -G1-GR-03 <sup>1)</sup>	-20...85 °C
LFD400MT -G1-RE-06 <sup>1)</sup>	-20...85 °C
LFD400MT -G1-YE-06 <sup>1)</sup>	-20...85 °C
LFD400MT -G1-OR-06 <sup>1)</sup>	-20...85 °C

<sup>1)</sup> Modules perfectly matched to OSRAM OPTOTRONIC LED drivers (see relevant table)/For current photometric data and important safety, installation and application information, see [www.osram.com/led-systems/](http://www.osram.com/led-systems/)All the technical parameters apply to the entire module. In view of the complex manufacturing process for light emitting diodes, the typical values given above for the technical LED parameters are merely statistical values that do not necessarily correspond to the actual technical parameters of an individual product; individual products may vary from the typical values










### Application advice

For more detailed application information and graphics please see product datasheet.







### Sales and Technical Support

Sales and Technical Support [www.osram.com](http://www.osram.com)

### Download Data

File
 User instruction 728734_UI LINEARlight FLEX DIFFUSE
 Brochures Light is freedom of design (EN)
 Certificates VDE-ENEC Certificate
 Declarations of conformity 726047_Declaration of Conformity_LINEARlight Flex Diffuse
 Declarations of conformity 726048_Manufacturer Declaration_LINEARlight Flex Diffuse
 Eulumdat 727786_Eulumdat_LFD400MT- G1-BL-06.ltd
 Eulumdat Eulumdat LFD400MT- G1-BL-06
 IES data 727813_IES data_LFD400MT- G1-BL-06.ies
 IES data IES LFD400MT- G1-BL-06

## Product family datasheet

	Eulumdat 727788_Eulumdat_LFD400MT- G1-GR-06.ltd
	Eulumdat Eulumdat LFD400MT- G1-GR-06
	IES data 727815_IES data_LFD400MT- G1-GR-06.ies
	IES data IES LFD400MT- G1-GR-06
	Eulumdat 727787_Eulumdat_LFD400MT- G1-GR-03.ltd
	Eulumdat Eulumdat LFD400MT-G1-GR-03
	IES data 727814_IES data_LFD400MT- G1-GR-03.ies
	IES data IES LFD400MT- G1-GR-03
	Eulumdat 727790_Eulumdata_LFD400MT- G1-RE-06.ltd
	Eulumdat Eulumdat LFD400MT- G1-RE-06
	IES data 727817_IES data_LFD400MT- G1-RE-06.ies
	IES data IES LFD400MT- G1-RE-06
	Eulumdat 727791_Eulumdat_LFD400MT- G1-YE-06.ltd
	Eulumdat Eulumdat LFD400MT- G1-YE-06
	IES data 727818_IES data_LFD400MT- G1-YE-06.ies
	IES data IES LFD400MT- G1-YE-06
	Eulumdat 727789_Eulumdat_LFD400MT- G1-OR-06.ltd
	Eulumdat Eulumdat LFD400MT- G1-OR-06
	IES data 727816_IES data_LFD400MT- G1-OR-06.ies
	IES data IES LFD400MT- G1-OR-06

## Logistical Data

## Product family datasheet

Product code	Product description	Packaging unit (Pieces/Unit)	Dimensions (length x width x height)	Volume	Gross weight
4052899953550	LFD400MT -G1-BL-06	Shipping carton box 6	519 mm x 246 mm x 525 mm	67.03 dm <sup>3</sup>	8330.00 g
4052899953567	LFD400MT -G1-GR-06	Shipping carton box 6	519 mm x 246 mm x 525 mm	67.03 dm <sup>3</sup>	8330.00 g
4052899450851	LFD400MT -G1-GR-03	Shipping carton box 6	519 mm x 246 mm x 525 mm	67.03 dm <sup>3</sup>	5276.00 g
4052899953574	LFD400MT -G1-RE-06	Shipping carton box 6	519 mm x 246 mm x 525 mm	67.03 dm <sup>3</sup>	8330.00 g
4052899953581	LFD400MT -G1-YE-06	Shipping carton box 6	519 mm x 246 mm x 525 mm	67.03 dm <sup>3</sup>	8330.00 g
4052899953598	LFD400MT -G1-OR-06	Shipping carton box 6	519 mm x 246 mm x 525 mm	67.03 dm <sup>3</sup>	8330.00 g

The mentioned product code describes the smallest quantity unit which can be ordered. One shipping unit can contain one or more single products. When placing an order, for the quantity please enter single or multiples of a shipping unit.

### Accessories Mandatory

Product description	Accessory name	Accessory code
LFD400MT -G1-BL-06	LINEARlight FLEX DIFFUSE, -G1-CM2PF-IP67-500-X5	▶ 4052899451988
LFD400MT -G1-GR-06	LINEARlight FLEX DIFFUSE, -G1-CM2PF-IP67-500-X5	▶ 4052899451988
LFD400MT -G1-GR-03	LINEARlight FLEX DIFFUSE, -G1-CM2PF-IP67-500-X5	▶ 4052899451988
LFD400MT -G1-RE-06	LINEARlight FLEX DIFFUSE, -G1-CM2PF-IP67-500-X5	▶ 4052899451988
LFD400MT -G1-YE-06	LINEARlight FLEX DIFFUSE, -G1-CM2PF-IP67-500-X5	▶ 4052899451988
LFD400MT -G1-OR-06	LINEARlight FLEX DIFFUSE, -G1-CM2PF-IP67-500-X5	▶ 4052899451988

### Accessories Optional

Product description	Accessory name	Accessory code
LFD400MT -G1-BL-06	LINEARlight FLEX DIFFUSE, -G1-BT-17H11	▶ 4052899452503
LFD400MT -G1-BL-06	LINEARlight FLEX DIFFUSE, -G1-BTL-17H11E9	▶ 4052899452534
LFD400MT -G1-BL-06	LINEARlight FLEX DIFFUSE, -G1-CM2PF-IP67-TOPKIT5	▶ 4052899452008
LFD400MT -G1-BL-06	LINEARlight FLEX DIFFUSE, -G1-CM2PJ-IP67-0190-X5	▶ 4052899452046
LFD400MT -G1-BL-06	LINEARlight FLEX DIFFUSE, -G1-CM2PJ-IP67-TOPKIT5	▶ 4052899452060
LFD400MT -G1-BL-06	LINEARlight FLEX DIFFUSE, -G1-ECT-KIT20	▶ 4052899452114
LFD400MT -G1-BL-06	LINEARlight FLEX DIFFUSE, -G1-EHT-KIT20	▶ 4052899452183
LFD400MT -G1-BL-06	LINEARlight FLEX DIFFUSE, -G1-GL-25	▶ 4052899452251
LFD400MT -G1-GR-06	LINEARlight FLEX DIFFUSE, -G1-BT-17H11	▶ 4052899452503
LFD400MT -G1-GR-06	LINEARlight FLEX DIFFUSE, -G1-BTL-17H11E9	▶ 4052899452534
		▶



## Product family datasheet

LFD400MT -G1-GR-06	LINEARlight FLEX DIFFUSE, -G1-CM2PF-IP67-TOPKIT5	4052899452008
LFD400MT -G1-GR-06	LINEARlight FLEX DIFFUSE, -G1-CM2PJ-IP67-0190-X5	▶ 4052899452046
LFD400MT -G1-GR-06	LINEARlight FLEX DIFFUSE, -G1-CM2PJ-IP67-TOPKIT5	▶ 4052899452060
LFD400MT -G1-GR-06	LINEARlight FLEX DIFFUSE, -G1-ECT-KIT20	▶ 4052899452114
LFD400MT -G1-GR-06	LINEARlight FLEX DIFFUSE, -G1-EHT-KIT20	▶ 4052899452183
LFD400MT -G1-GR-06	LINEARlight FLEX DIFFUSE, -G1-GL-25	▶ 4052899452251
LFD400MT -G1-GR-03	LINEARlight FLEX DIFFUSE, -G1-BT-17H11	▶ 4052899452503
LFD400MT -G1-GR-03	LINEARlight FLEX DIFFUSE, -G1-BTL-17H11E9	▶ 4052899452534
LFD400MT -G1-GR-03	LINEARlight FLEX DIFFUSE, -G1-CM2PF-IP67-TOPKIT5	▶ 4052899452008
LFD400MT -G1-GR-03	LINEARlight FLEX DIFFUSE, -G1-CM2PJ-IP67-0190-X5	▶ 4052899452046
LFD400MT -G1-GR-03	LINEARlight FLEX DIFFUSE, -G1-CM2PJ-IP67-TOPKIT5	▶ 4052899452060
LFD400MT -G1-GR-03	LINEARlight FLEX DIFFUSE, -G1-ECT-KIT20	▶ 4052899452114
LFD400MT -G1-GR-03	LINEARlight FLEX DIFFUSE, -G1-EHT-KIT20	▶ 4052899452183
LFD400MT -G1-GR-03	LINEARlight FLEX DIFFUSE, -G1-GL-25	▶ 4052899452251
LFD400MT -G1-RE-06	LINEARlight FLEX DIFFUSE, -G1-BT-17H11	▶ 4052899452503
LFD400MT -G1-RE-06	LINEARlight FLEX DIFFUSE, -G1-BTL-17H11E9	▶ 4052899452534
LFD400MT -G1-RE-06	LINEARlight FLEX DIFFUSE, -G1-CM2PF-IP67-TOPKIT5	▶ 4052899452008
LFD400MT -G1-RE-06	LINEARlight FLEX DIFFUSE, -G1-CM2PJ-IP67-0190-X5	▶ 4052899452046
LFD400MT -G1-RE-06	LINEARlight FLEX DIFFUSE, -G1-CM2PJ-IP67-TOPKIT5	▶ 4052899452060
LFD400MT -G1-RE-06	LINEARlight FLEX DIFFUSE, -G1-ECT-KIT20	▶ 4052899452114
LFD400MT -G1-RE-06	LINEARlight FLEX DIFFUSE, -G1-EHT-KIT20	▶ 4052899452183
LFD400MT -G1-RE-06	LINEARlight FLEX DIFFUSE, -G1-GL-25	▶ 4052899452251
LFD400MT -G1-YE-06	LINEARlight FLEX DIFFUSE, -G1-BT-17H11	▶ 4052899452503
LFD400MT -G1-YE-06	LINEARlight FLEX DIFFUSE, -G1-BTL-17H11E9	▶ 4052899452534
LFD400MT -G1-YE-06	LINEARlight FLEX DIFFUSE, -G1-CM2PF-IP67-TOPKIT5	▶ 4052899452008
LFD400MT -G1-YE-06	LINEARlight FLEX DIFFUSE, -G1-CM2PJ-IP67-0190-X5	▶ 4052899452046
LFD400MT -G1-YE-06	LINEARlight FLEX DIFFUSE, -G1-CM2PJ-IP67-TOPKIT5	▶ 4052899452060
LFD400MT -G1-YE-06	LINEARlight FLEX DIFFUSE, -G1-ECT-KIT20	▶ 4052899452114
LFD400MT -G1-YE-06	LINEARlight FLEX DIFFUSE, -G1-EHT-KIT20	▶ 4052899452183
LFD400MT -G1-YE-06	LINEARlight FLEX DIFFUSE, -G1-GL-25	▶ 4052899452251
LFD400MT -G1-OR-06	LINEARlight FLEX DIFFUSE, -G1-BT-17H11	▶ 4052899452503
LFD400MT -G1-OR-06	LINEARlight FLEX DIFFUSE, -G1-BTL-17H11E9	▶ 4052899452534
LFD400MT -G1-OR-06	LINEARlight FLEX DIFFUSE, -G1-CM2PF-IP67-TOPKIT5	▶ 4052899452008
LFD400MT -G1-OR-06	LINEARlight FLEX DIFFUSE, -G1-CM2PJ-IP67-0190-X5	▶ 4052899452046
LFD400MT -G1-OR-06	LINEARlight FLEX DIFFUSE, -G1-CM2PJ-IP67-TOPKIT5	▶ 4052899452060
LFD400MT -G1-OR-06	LINEARlight FLEX DIFFUSE, -G1-ECT-KIT20	▶ 4052899452114
LFD400MT -G1-OR-06	LINEARlight FLEX DIFFUSE, -G1-EHT-KIT20	▶ 4052899452183
LFD400MT -G1-OR-06	LINEARlight FLEX DIFFUSE, -G1-GL-25	▶ 4052899452251

## Product family datasheet

---

### References / Links

System configurator tool is available online at <https://flex.osram.info/en/flex-configurator>

---

### Disclaimer

Subject to change without notice. Errors and omission excepted. Always make sure to use the most recent release.