

## LINEARlight FLEX ECO

– LED modules for professional and industrial applications



### Product family features

- Flexible and cuttable LED strip
- Luminous flux: up to 240 lm/m
- Dimmable
- Fine White (3 SDCM)

### Product family benefits

- Very long for seamless bands of light
- Large selection of light colors
- Great design freedom thanks to flexibility and cuttability of module
- Simple mounting and connection
- Toolless connection with the optional CONNECTsystem
- Easy mounting on many smooth surfaces thanks to self-adhesive tape at the back

### Areas of application

- Signage



## Product family datasheet

### Technical data

Product description	Electrical data						Photometrical data
	Nominal voltage	Type of current	Nominal wattage per meter	Rated wattage	Input voltage range	Accidental reverse input voltage protection up to	Light color LED
LF200M -G3-BL-06	24.0 V	DC	4.1 W	24.50 W	23...25 V	25 V	Blue
LF200M -G3-YE-06	24.0 V	DC	6.0 W	36.00 W	23...25 V	25 V	Yellow
LF200M -G3-RE-06	24.0 V	DC	6.0 W	36.00 W	23...25 V	25 V	Red
LF200M -G3-GR-06	24.0 V	DC	4.1 W	24.50 W	23...25 V	25 V	Green
LF05E -T2	24.0 V	DC	4.1 W	24.50 W	23...25 V	25 V	Green

Product description	Nominal dominant wavelength	Luminous flux per meter	Luminous efficacy	Light color (designation)	Light technical data	
					LED pitch	Beam angle
LF200M -G3-BL-06	467 nm	48 lm	12 lm/W <sup>1)</sup>	Blue	30.0 mm	120 °
LF200M -G3-YE-06	587 nm	140 lm	23 lm/W <sup>1)</sup>	Yellow	30.0 mm	120 °
LF200M -G3-RE-06	625 nm	140 lm	23 lm/W <sup>1)</sup>	Red	30.0 mm	120 °
LF200M -G3-GR-06	522 nm	157 lm	38 lm/W <sup>1)</sup>	Green	30.0 mm	120 °
LF05E -T2	525 nm	157 lm		Green	30.0 mm	120 °

Product description	Rated beam angle (half peak value)	Starting time	Warm-up time (60 %)	LED module information		
				Number of LEDs per meter	Number of LEDs per smallest unit	Maximum operable length
LF200M -G3-BL-06	120.00 °	< 0.5 s	0.00 s	33	5	6000 mm <sup>2)</sup>
LF200M -G3-YE-06	120.00 °	< 0.5 s	0.00 s	33	5	6000 mm <sup>2)</sup>
LF200M -G3-RE-06	120.00 °	< 0.5 s	0.00 s	33	5	6000 mm <sup>2)</sup>
LF200M -G3-GR-06	120.00 °	< 0.5 s	0.00 s	33	5	6000 mm <sup>2)</sup>
LF05E -T2				33	5	9000 mm <sup>2)</sup>

Product description	Dimensions & weight					Temperatures & operating conditions
	Length	Length – smallest unit	Width	Height	Product weight	Performance temp. acc. to IEC 62717
LF200M -G3-BL-06	6000 mm <sup>3)</sup>	150.0 mm	8.0 mm	2.5 mm <sup>4)</sup>	43.00 g	35 °C
LF200M -G3-YE-06	6000 mm <sup>3)</sup>	150.0 mm	8.0 mm	2.5 mm <sup>4)</sup>	43.00 g	35 °C
LF200M -G3-RE-06	6000 mm <sup>3)</sup>	150.0 mm	8.0 mm	2.5 mm <sup>4)</sup>	43.00 g	35 °C
LF200M -G3-GR-06	6000 mm <sup>3)</sup>	150.0 mm	8.0 mm	2.5 mm <sup>4)</sup>	43.00 g	35 °C
LF05E -T2	6000 mm <sup>3)</sup>	150.0 mm	8.0 mm	2.5 mm	39.00 g	25 °C

## Product family datasheet

Product description	Temperature range in operation at Tc point	Ambient temperature range	Temperature range at storage	Lifespan	
				Rated lamp life time	Nominal lamp life time
LF200M -G3-BL-06	-20...75 °C <sup>5)</sup>	-20...+50 °C <sup>6)</sup>		50000 h <sup>7)</sup>	50000 h
LF200M -G3-YE-06	-20...75 °C <sup>5)</sup>	-20...+50 °C <sup>6)</sup>	-40...+85 °C	50000 h <sup>7)</sup>	50000 h
LF200M -G3-RE-06	-20...75 °C <sup>5)</sup>	-20...+50 °C <sup>6)</sup>	-40...+85 °C	50000 h <sup>7)</sup>	50000 h
LF200M -G3-GR-06	-20...75 °C <sup>5)</sup>	-20...+50 °C <sup>6)</sup>	-40...+85 °C	50000 h <sup>7)</sup>	50000 h
LF05E -T2	-30...75 °C <sup>5)</sup>	-20...+50 °C <sup>6)</sup>	-40...+85 °C	50000 h <sup>7)</sup>	50000 h

Product description	Additional product data		Capabilities	Certificates & standards
	Predecessor EAN	Successor EAN	Lowest bending radius	Energy consumption
LF200M -G3-BL-06	4008321955425		20 mm	27 kWh/1000h
LF200M -G3-YE-06	4008321955432		20 mm	40 kWh/1000h
LF200M -G3-RE-06	4008321955418		20 mm	40 kWh/1000h
LF200M -G3-GR-06	4008321955449		20 mm	27 kWh/1000h
LF05E -T2		4052899500389	20 mm	

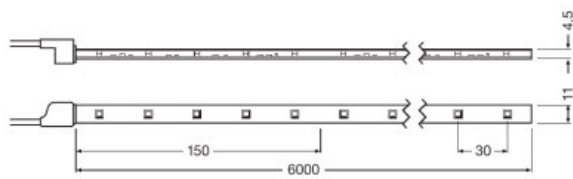
Product description	Standards	Type of protection	Logistical data	Environmental information
			Commodity code	Date of Declaration
LF200M -G3-BL-06	CE/EAC/UL Recognized component according UL 8750	IP00	940540399000	05-01-2022
LF200M -G3-YE-06	CE/EAC/UL Recognized component according UL 8750	IP00	940540399000	05-01-2022
LF200M -G3-RE-06	CE/EAC/UL Recognized component according UL 8750	IP00	940540399000	05-01-2022
LF200M -G3-GR-06	CE/EAC/UL Recognized component according UL 8750	IP00	940540399000	05-01-2022
LF05E -T2	Acc. to 2004/108/EC	IP20	940540399000	05-01-2022

Product description	Primary Article Identifier	Candidate List Substance 1	CAS No. of substance 1	Declaration No. in SCIP database
LF200M -G3-BL-06	4052899500082	No declarable substances contained	No CAS	No declarable substances contained
LF200M -G3-YE-06	4052899500402	No declarable substances contained	No CAS	No declarable substances contained
LF200M -G3-RE-06	4052899500365	No declarable substances contained	No CAS	No declarable substances contained
LF200M -G3-GR-06	4052899500389	No declarable substances contained	No CAS	No declarable substances contained
LF05E -T2	4008321955449	No declarable substances contained	No CAS	No declarable substances contained

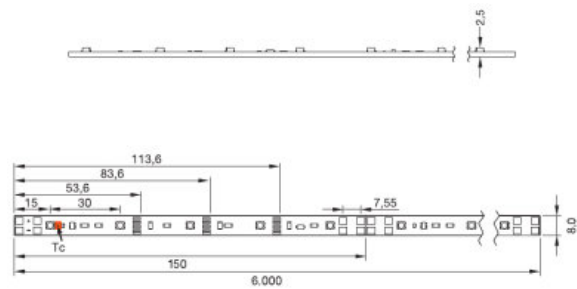
## Product family datasheet

- 1) For white color
- 2) Max. cumulative product length powering it from a single end
- 3) LED pitch 30 mm
- 4) without tape
- 5) At the  $T_c$  point
- 6) Rated ambient temp. 25°C/Providing that temperature at  $T_c$  point is below max value during operation/Temperature ramping for environmental testing acc. to IEC 62717, 1K/min
- 7) L70/B50 at  $T_c$  40 °C

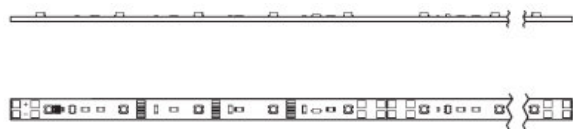
## Product family datasheet



383443\_LINEARlight Flex Protect ECO LF05E



325685\_LINEARlight Flex LF05E



325976\_LINEARlight Flex LF05E

### Equipment / Accessories

- Simplified connection with optional matching CONNECTsystem
- Quick installation with optional SLIM TRACK System
- Perfectly matched to OPTOTRONIC 24 V electronic control gears

### Application advice

For more detailed application information and graphics please see product datasheet.

### Additional product information

- Some LED modules are equipped with a self-adhesive tape for attaching the LED module to suitable materials, such as aluminum profiles, which must be clean and free of oil or silicone coatings, as well as other dirt/dust particles. The adhesive tape is intended for single use and if removed may damage the material to which it is stuck and the LED module itself, which must then be scrapped. Use the adhesive tape when the installation material temperature is in the 18 °C...35 °C range. Complete adhesion takes up to 72 h.
- LED modules are designed for static installations in accordance with IPC 6013C – Use A. Take material vibrations, repetitive torsion, and elongation/compression into account.
- If the operating environment covers a broad temperature range (e.g. outdoor applications) and the operating length is longer than 2 m, the use of adequate mounting surfaces is required. The use of an additional thicker adhesive tape between LED module and mounting surface is also recommended in order to absorb the stress of any mismatch in expansion. Assure enough space for module expansion with increasing temperature.
- The manufacturer is not responsible for damage due to chemical corrosion. The user must provide suitable protection against corrosive agents such as moisture and condensation and any other harmful elements/compounds. Make certain to avoid corrosive atmospheres. According to the current state of LED technology, hydrogen sulfide (H<sub>2</sub>S) causes accelerated corrosion which leads to shortened lifetime or premature failure. Sources of H<sub>2</sub>S may be rubber, foam rubber, soft-foam tapes, rubber-based sealing, natural sources (e.g. sulfur springs), etc. To avoid H<sub>2</sub>S from sulfur-vulcanized rubber use silicon-based materials or peroxide-crosslinked rubber instead. Follow the recommendations in the material datasheet of the rubber supplier.
- IP00 LED modules, as manufactured, have no conformal coating and therefore offer no inherent protection against corrosion. Conformal coating treatment is possible, however materials must be selected properly in order to avoid product damage or impaired performance; the user must also completely seal the cut parts (ends/edges).
- For applications involving exposure to humidity and dust the module must be protected by a fixture or housing with a suitable IP protection class.
- Consult OSRAM Technical Service for further advice.
- Only a qualified electrician may install the module.
- Handle with care and ensure that there is no mechanical product damage, including damage to invisible internal electronics parts.
- Exceeding maximum operating and storage temperature ratings can reduce the expected lifetime or even destroy the LED module. The temperature of the LED module must be measured at the T<sub>c</sub>-point in accordance with EN 60598-1 under steady-state conditions, considering the worst case; drive all channels at 100 % power. Refer to the product drawing for the exact location of the T<sub>c</sub>-point.
- Exceeding the maximum ratings for the operating voltage causes hazardous overload and will likely destroy the LED module.
- Installation of LED modules and connection to the power supply must comply with all applicable electrical and safety standards.
- Observe correct polarity and wiring diagrams! Incorrect polarity or wrong wiring can cause unpredictable permanent damage or even failure of the product.
- Never exceed the maximum operable length, including daisy-chaining connections.
- Always ensure electrical isolation between the LED module and the mounting surface, especially in the vicinity of connections or cut ends.
- IP00 LED modules are ESD-sensitive; take adequate precautions during installation and operation of the products.
- Use only SELV LED drivers in accordance with applicable lighting standards and LED module ratings. In order to safely operate OSRAM LED modules it is necessary to supply them with an electronically stabilized power supply providing protection against short circuits, overload and overheating. To simplify the approval process of the luminaire/installation, the electronic power supplies control gear for LED modules must bear the CE and ENEC marking. In Europe the Declarations of Conformity must include at least the following standards: EN 61347-2-13, EN 55015, EN 61547 and EN 61000-3-2. ENEC certification will be based on EN 61347-2-13 and EN 62384. OSRAM OPTOTRONIC LED drivers comply with all relevant standards and guarantee safe operation; see the relevant brochure for more detailed information about OSRAM OPTOTRONIC.
- Avoid installations in rural and urban areas with high industrial activity and heavy traffic (higher than class 4C1 according IEC 60721-3) and as well as installation in spa, areas with chlorine atmosphere, direct exposure to blown sand.

---

### Sales and Technical Support

## Product family datasheet

Sales and Technical Support [www.osram.com](http://www.osram.com)




---

### Country specific information

Product description	Product code	METEL code	SEG-No.	STK number	UK Org
LF05E -T2	4008321955449	OSRLF05ET2	-	4031338	-
LF05E -T2	4008321955449	OSRLF05ET2	-	4031338	-

---

### Download Data

File	
	Brochures Light is freedom of design (EN)
	Certificates EAC Certificate
	Certificates UL Certificate
	Declarations of conformity Manufacturers Declaration LF200M G3
	Declarations of conformity Declaration of Conformity LF200M G3
	Product Datasheet 334085_LINEARlight Flex LF05E (EN)
	Eulmdat 322539_LF05E T2

## Product family datasheet

### Ecodesign regulation information:

ul>This product is considered to be a "containing product" in the sense of Regulations (EU) 2019/2020 and (EU) 2019/2015. The contained light source is intended for use in applications requiring high-quality coloured light.

Tolerances of the reported values, are according to LED Modules Performance standard IEC/EN 62717.

In general, the replacement of the contained light sources without permanent damage to the product with the use of common available tools is possible in the final application when they can be dismantled from the installation environment and substituted for the necessary number of light sources restoring its full electrical/mechanical/thermal/optical functionality by means of a professional installer.

In the contrary, and limited to the LINEARlight Flex Diffuse, LINEARlight Rigid Finesse, GINO LED Flex Diffuse and LUMINENT Milky product families, the contained light source is an integrated part of the containing product and its removal can only be done by causing a permanent damage to the containing product due to its tight mechanical, electrical, optical, thermal interaction and/or environmental protection with or from the containing product. Therefore, a replacement of the light source with the use of common available tools is not justified.

Dismantling of light sources from containing products at end of life: Containing products with light sources which are scalable in length can be cut to the length of the contained light source and if applicable mechanically detached from protective and/or optical covers. Containing products shall be separated from building material and/or from other additional mounting accessories by means of a professional installer.

Separate control gear and light sources must be disposed of at certified disposal companies in accordance with Directive 2012/19/EU (WEEE) in the EU and with Waste Electrical and Electronic Equipment (WEEE) Regulations 2013 in the UK. For this purpose, collection points for recycling centres and take-back systems (CRSO) are available from retailers or private disposal companies, which accept separate control gear and light sources free of charge. In this way, raw materials are conserved and materials are recycled.

### Logistical Data

Product code	Product description	Packaging unit (Pieces/Unit)	Dimensions (length x width x height)	Volume	Gross weight
4052899500082	LF200M -G3-BL-06	Shipping carton box 8	241 mm x 195 mm x 205 mm	9.63 dm <sup>3</sup>	1277.00 g
4052899500402	LF200M -G3-YE-06	Shipping carton box 8	241 mm x 195 mm x 205 mm	9.63 dm <sup>3</sup>	1277.00 g
4052899500365	LF200M -G3-RE-06	Shipping carton box 8	241 mm x 195 mm x 205 mm	9.63 dm <sup>3</sup>	1277.00 g
4052899500389	LF200M -G3-GR-06	Shipping carton box 8	241 mm x 195 mm x 205 mm	9.63 dm <sup>3</sup>	1277.00 g
4008321955449	LF05E -T2	Shipping carton box 8	202 mm x 195 mm x 240 mm	9.45 dm <sup>3</sup>	1481.00 g

The mentioned product code describes the smallest quantity unit which can be ordered. One shipping unit can contain one or more single products. When placing an order, for the quantity please enter single or multiples of a shipping unit.

### Accessories Optional

Product description	Accessory name	Accessory code
LF05E -T2	LF-LTS -2100	▶ 4008321978981



### Disclaimer

Subject to change without notice. Errors and omission excepted. Always make sure to use the most recent release.