



Date: _____ Quantity: _____

Company: _____

Project: _____

ProPoint™ RGBW 20W Wall Washer

The ProPoint RGBW 20W Wall Washer is an AC line powered, high brightness luminaire. The luminaire is controllable via DMX512. The system is connected using a daisy chain topology, allowing easy installation to form long run lengths. Remote Device Management (RDM) circuits are built into each luminaire that enables extensive control and monitoring of the entire installation.



Product Specifications

Light Source	4-in-1 LED cluster x 3
Color Range	RGBW (White CCT - 4000K)
Beam Angles	8°, 15°, 25°, 35°
Luminous Flux	725
Efficacy	36 lm/W
Lumen Maintenance	L ₇₀ @ 25°C 81,000 hours
Cover-Lens	(10mm) .39" Glass
Housing	Die Cast Aluminum
Adjustment Options	50° Forward, 80° Backward
Size	161mm x 130mm x 197mm (6.4"x5.2"x7.8")
Weight	2 kgs (4.4 lbs.)
Regulatory/Product Certifications	ETL, FCC, RoHS, ASTM B117-16, ANSI 3G, IK10
Operating Temperature	-30°C to +50°C (-22°F to +122°F)
Minimum Starting Temperature	-20°C (-4°F)
Storage Temperature	-40°C to +80°C (-40°F to +158°F)
Environment	IP66 Outdoor, Coastal Rated
Humidity	85%, non-condensing

Electrical Specifications

Input Voltage ¹	120-277V _{AC} 50/60Hz
Power Consumption	20W
Power Factor	≥ 0.9

System Specifications

Power	AC Line
Control	DMX 512, RDM Enabled
Power Supply	Integrated

1. Auto-switching. Single phase (line, neutral and ground).

LED CHARACTERISTICS: Because LEDs are semiconductor devices, their performances are subject to inherent variability commonly found in semiconductor industry. To improve consistency in performance across the same product, LED manufacturers "sort" LEDs into bins according to different preset parameters, such as forward driving voltage, illumination, etc. Whereas binning is a sorting function, it is not a correction process. Inherent variability in the manufacturing process always results in different binning distributions according to different production lots. Traxon uses automatically binned LEDs on its products, thereby minimizing output variations within the model range.

As with all electronic devices, LED output degrades over time – a term called lumen depreciation. This also explains why it is nearly impossible to expect photometric performances of two LED products with different service life spans to be the same. The rate of LED degrade is a complicated function involving many factors, such as operating efficiency, duration of continuous operation and, more significantly, environmental conditions (ambient temperature for example). If allowed, working under optimal operating temperature range and with good ventilation, LED devices enjoy long service lives over conventional light sources. When using/installing LED devices, care should be taken to ensure that the devices will operate within the operating conditions specified in respective product literature.

Lumen measurement complies with LM-79-08 standard.
Lumen maintenance is calculated based on LM-80 compliant measurement.

www.traxontechnologies.com

© 2018 TRAXON TECHNOLOGIES - AN OSRAM BUSINESS. ALL RIGHTS RESERVED. TRAXON™ AND TX CONNECT® ARE TRADEMARKS OF TRAXON TECHNOLOGIES. U.S. PATENTS, E.U. PATENTS, JAPAN PATENTS, OTHER PATENTS PENDING. SPECIFICATIONS ARE SUBJECT TO CHANGE WITHOUT NOTICE.

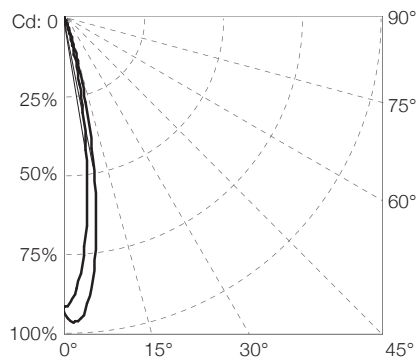
ProPoint™ RGBW 20W Wall Washer

Photometrics

Source Specifications

LED Source	4-in-1 LED cluster × 3
Beam Angle	15°

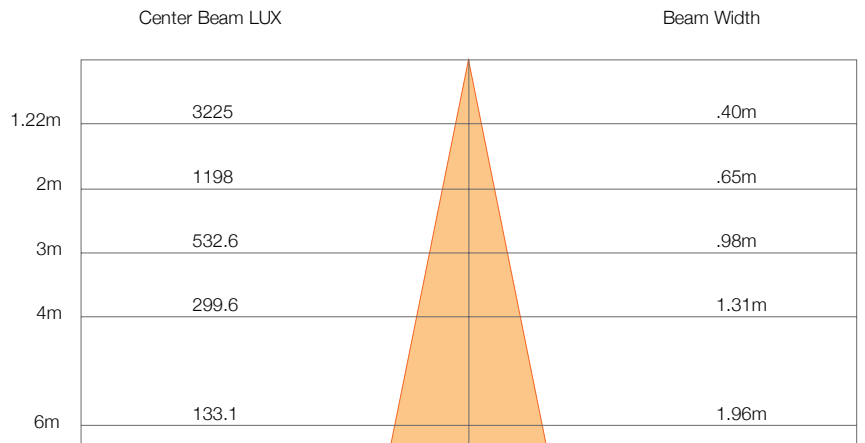
Candela Distribution



Light Output

Color	Luminous Flux (lm)	Candela Distribution @100%	Efficacy lm/W
White (full on)	725	4802	37.09
White (RGB off)	412.8	2692	38.16
RGB	338.4	2247	34.78
Red	89.42	585.3	27.37
Green	240.5	1606	38.86
Blue	18.99	114.5	5.60

Illuminance at a Distance

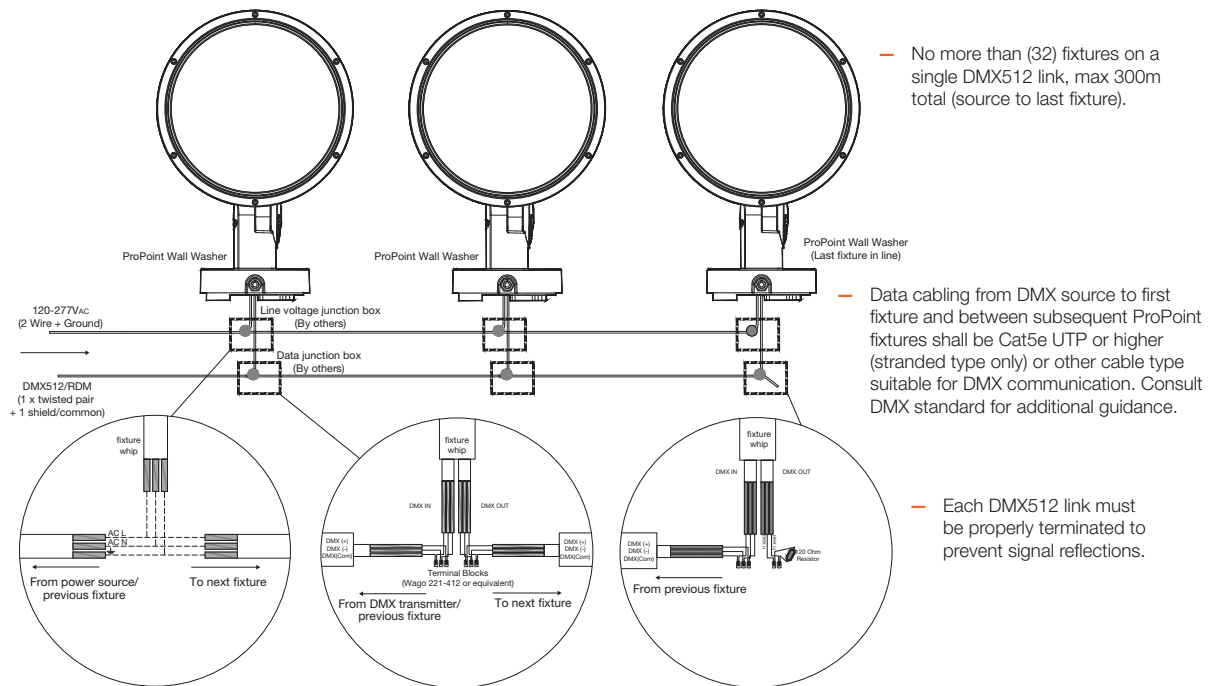


For feet multiply by 3.28

● Vert.Spread: 18.57°
● Horiz.Spread: 18.57°
 For fc divide by 10.7

System Diagram

- ProPoint fixtures ship with two cable whips: One cable whip for power input consisting of two wires plus a ground and one cable whip for DMX512 RDM input/output.




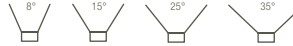
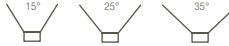






General Notes

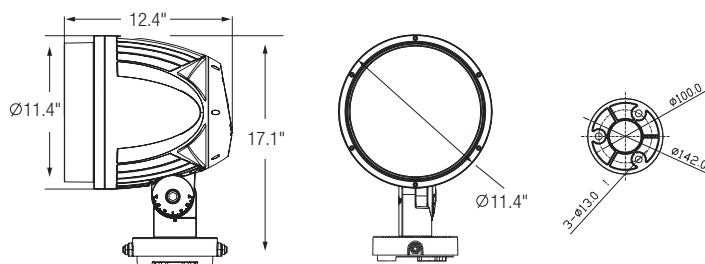
- All data cabling must adhere to ANSI E1.11-2008 (R2013) – Entertainment Technology – USITT DMX512-A, Asynchronous Serial Digital Data Transmission Standard for Controlling Lighting Equipment and Accessories.
- Fixture is RDM capable.
- Fixtures allow a universal input of 120V_{AC} to 277V_{AC}.
- Data termination shall utilize cage clamp terminal blocks, or equivalent. Wire nuts are not permissible and will void warranty.
- The method of line voltage termination, both for data and power, is at the discretion of the installing contractor, and or engineer. Splicing and/or joining of cables must adhere to all applicable electrical codes.
- Cables must be spliced/joined in a weatherproof enclosure/junction box, which is to be properly rated and provided by others.

ProPoint

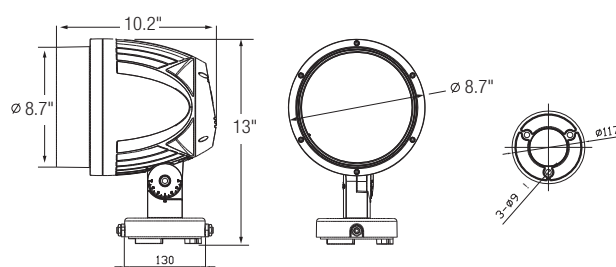
Technical Specifications / Options

RGBW				DW		Static White	
COLOR				 Neutral White 2200K-6500K Dynamic White		 4000K Neutral White 3000K Warm White	
BEAM ANGLE							
ENVIRONMENT							
CERTIFICATIONS	cETLus, FCC, RoHS, ANSI 3G			cETLus, FCC, RoHS, ANSI 3G		cETLus, FCC, RoHS, ANSI 3G	
TECHNICAL SPECIFICATIONS							
POWER CONSUMPTION	IMPACT RATING	LUMINOUS FLUX	EFFICACY	LUMINOUS FLUX	EFFICACY	LUMINOUS FLUX	EFFICACY
180W	IK09	7100	40lm/W	7350	40lm/W	13380/12375	74lm/W - 68lm/W
120W	IK09	4560	38lm/W	5250	43lm/W	9200/8650	76lm/W - 72lm/W
80W	IK09	2980	37lm/W	3670	44lm/W	6075/5440	75lm/W - 68lm/W
40W	IK10	1330	33lm/W	1640	41lm/W	2670/2540	66lm/W - 63lm/W
20W	IK10	725	36lm/W	825	41lm/W	1340/1240	67lm/W - 62lm/W
INPUT VOLTAGE	120-277V _{AC} 50/60Hz			120-277V _{AC} 50/60Hz		120-277V _{AC} 50/60Hz	
OPERATING TEMPERATURE	-30°C to +50°C / -22°F to +122°F			-30°C to +50°C / -22°F to +122°F		-30°C to +50°C / -22°F to +122°F	
POWER FACTOR	≥ 0.9			≥ 0.9		≥ 0.9	
CONTROL	DMX512, RDM Enabled			DMX512, RDM Enabled		DMX512, RDM Enabled	

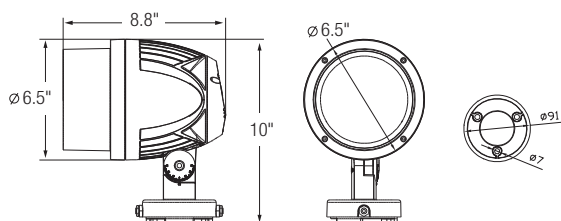
180W and 120W



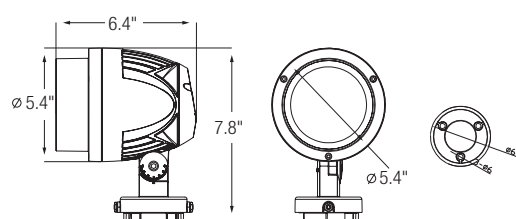
80W



40W



20W



WWW.TRAXONTECHNOLOGIES.COM

©2019 TRAXON TECHNOLOGIES - AN OSRAM BUSINESS. ALL RIGHTS RESERVED. TRAXON™, TX CONNECT™ ARE TRADEMARKS OF TRAXON TECHNOLOGIES. U.S. PATENTS, E.U. PATENTS, JAPAN PATENTS, OTHER PATENTS PENDING. SPECIFICATIONS ARE SUBJECT TO CHANGE WITHOUT NOTICE.

ProPoint™ RGBW 20W Wall Washer

Ordering

Model Number

PP	.	W5	.	9	4	4	1	2	X
ProPoint		Washer		Control	Channels	CCT	Cover Lens	Optic	Finish
				9: DMX	4: RGBW	4: 4000K	Clear	1: 8°	1: Gray
								2: 15°	2: Black
								3: 25°	3: White
								4: 35°	

Item Code

Description

AM226030055	ProPoint-S Wall Washer 20W 3000K 15°
AM226060055	ProPoint-S Wall Washer 20W 3000K 25°
AM226070055	ProPoint-S Wall Washer 20W 3000K 35°
AM226290055	ProPoint-S Wall Washer 20W 4000K 15°
AM226320055	ProPoint-S Wall Washer 20W 4000K 25°
AM226330055	ProPoint-S Wall Washer 20W 4000K 35°
AM201970055	ProPoint-S Wall Washer 20W DW 15°
AM226430055	ProPoint-S Wall Washer 20W DW 25°
AM226440055	ProPoint-S Wall Washer 20W DW 35°
AM225120055	ProPoint-S Wall Washer 20W RGBW 8°
AM201960055	ProPoint-S Wall Washer 20W RGBW 15°
AM225140055	ProPoint-S Wall Washer 20W RGBW 25°
AM225150055	ProPoint-S Wall Washer 20W RGBW 35°

traxonecue
AN OSRAM BUSINESS

www.traxontechnologies.com

© 2018 TRAXON TECHNOLOGIES - AN OSRAM BUSINESS. ALL RIGHTS RESERVED. TRAXON™, TX CONNECT®, ARE TRADEMARKS OF TRAXON TECHNOLOGIES. U.S. PATENTS, E.U. PATENTS, JAPAN PATENTS, OTHER PATENTS PENDING. SPECIFICATIONS ARE SUBJECT TO CHANGE WITHOUT NOTICE.

Product Specification

04/18 V1.0

5 of 5

OSRAM



Date: _____ Quantity: _____

Company: _____

Project: _____

ProPoint™ RGBW 40W Wall Washer

The ProPoint RGBW 40W Wall Washer is an AC line powered, high brightness luminaire. The luminaire is controllable via DMX512. The system is connected using a daisy chain topology, allowing easy installation to form long run lengths. Remote Device Management (RDM) circuits are built into each luminaire that enables extensive control and monitoring of the entire installation.



Product Specifications

Light Source	4-in-1 LED cluster x 6
Color Range	RGBW (White CCT - 4000K)
Beam Angles	8°, 15°, 25°, 35°
Luminous Flux	1330
Efficacy	33 lm/W
Lumen Maintenance	L ₇₀ @ 25°C 81,000 hours
Cover-Lens	(10mm) .39" Glass
Housing	Die Cast Aluminum
Adjustment Options	50° Forward, 80° Backward
Size	222mm x 165mm x 254mm (8.8"x6.5"x10")
Weight	3.8 kgs (8.4 lbs.)
Regulatory/Product Certifications	ETL, FCC, RoHS, ASTM B117-16, ANSI 3G, IK10
Operating Temperature	-30°C to +50°C (-22°F to +122°F)
Minimum Starting Temperature	-20°C (-4°F)
Storage Temperature	-40°C to +80°C (-40°F to +158°F)
Environment	IP66 Outdoor, Coastal Rated
Humidity	85%, non-condensing

Electrical Specifications

Input Voltage ¹	120-277V _{AC} 50/60Hz
Power Consumption	40W
Power Factor	≥ 0.9

System Specifications

Power	AC Line
Control	DMX 512, RDM Enabled
Power Supply	Integrated

1. Auto-switching. Single phase (line, neutral and ground).

LED CHARACTERISTICS: Because LEDs are semiconductor devices, their performances are subject to inherent variability commonly found in semiconductor industry. To improve consistency in performance across the same product, LED manufacturers "sort" LEDs into bins according to different preset parameters, such as forward driving voltage, illumination, etc. Whereas binning is a sorting function, it is not a correction process. Inherent variability in the manufacturing process always results in different binning distributions according to different production lots. Traxon uses automatically binned LEDs on its products, thereby minimizing output variations within the model range.

As with all electronic devices, LED output degrades over time – a term called lumen depreciation. This also explains why it is nearly impossible to expect photometric performances of two LED products with different service life spans to be the same. The rate of LED degrade is a complicated function involving many factors, such as operating efficiency, duration of continuous operation and, more significantly, environmental conditions (ambient temperature for example). If allowed, working under optimal operating temperature range and with good ventilation, LED devices enjoy long service lives over conventional light sources. When using/installing LED devices, care should be taken to ensure that the devices will operate within the operating conditions specified in respective product literature.

Lumen measurement complies with LM-79-08 standard.
Lumen maintenance is calculated based on LM-80 compliant measurement.

www.traxontechnologies.com

© 2018 TRAXON TECHNOLOGIES - AN OSRAM BUSINESS. ALL RIGHTS RESERVED. TRAXON™ AND TX CONNECT® ARE TRADEMARKS OF TRAXON TECHNOLOGIES. U.S. PATENTS, E.U. PATENTS, JAPAN PATENTS, OTHER PATENTS PENDING. SPECIFICATIONS ARE SUBJECT TO CHANGE WITHOUT NOTICE.

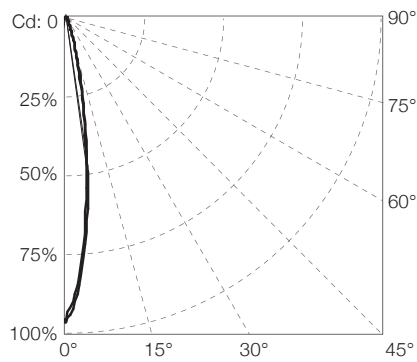
ProPoint™ RGBW 40W Wall Washer

Photometrics

Source Specifications

LED Source	4-in-1 LED cluster × 6
Beam Angle	15°

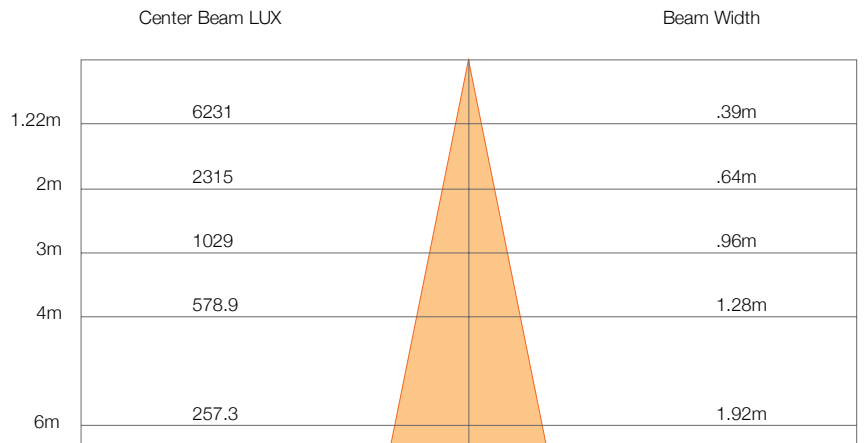
Candela Distribution



Light Output

Color	Luminous Flux (lm)	Candela Distribution @100%	Efficacy lm/W
White (full on)	1330	9266	33.07
White (RGB off)	786	5390	33.88
RGB	623.6	4345	31.95
Red	167.9	1109	25.83
Green	450.6	3183	38.43
Blue	35.68	234.6	5.50

Illuminance at a Distance

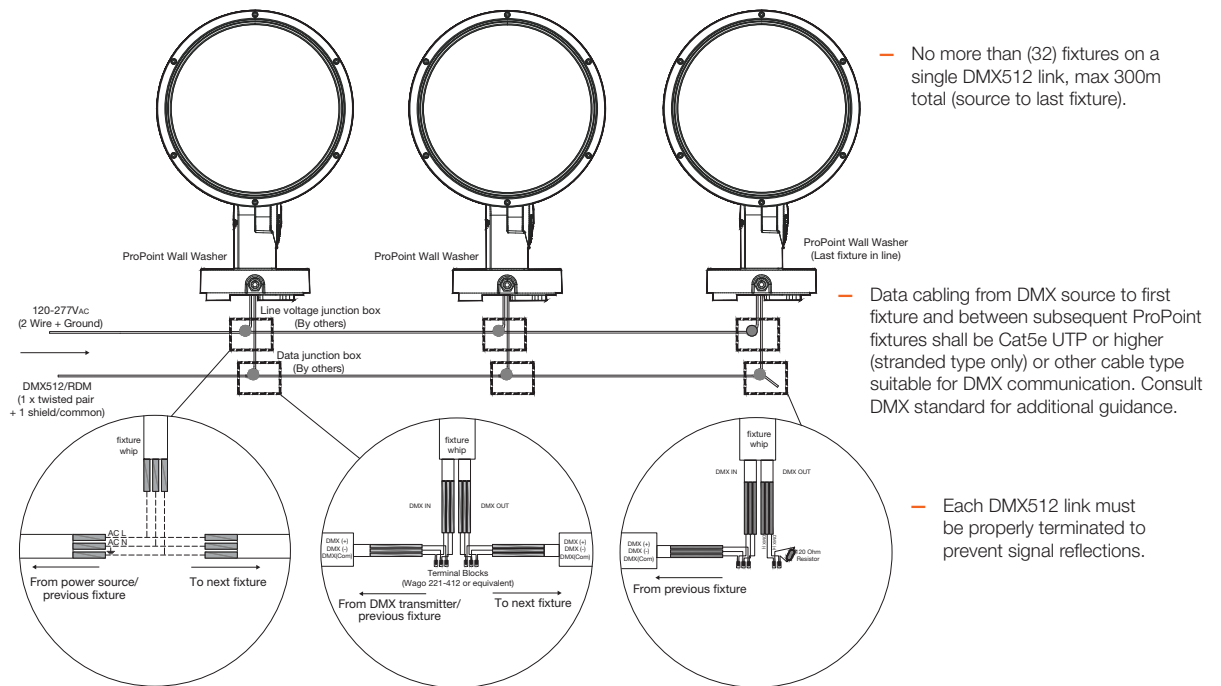


For feet multiply by 3.28

■ Vert. Spread: 18.19°
■ Horiz. Spread: 18.19°
 For fc divide by 10.7

System Diagram

- ProPoint fixtures ship with two cable whips: One cable whip for power input consisting of two wires plus a ground and one cable whip for DMX512 RDM input/output.




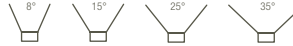














General Notes

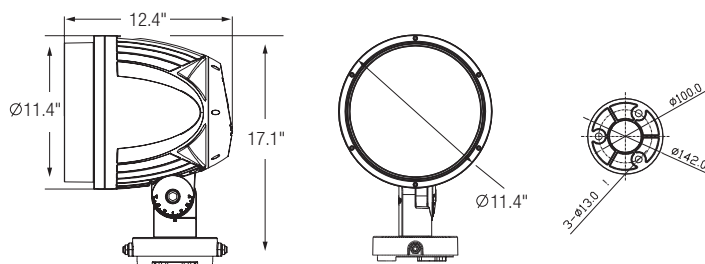
- All data cabling must adhere to ANSI E1.11-2008 (R2013) – Entertainment Technology – USITT DMX512-A, Asynchronous Serial Digital Data Transmission Standard for Controlling Lighting Equipment and Accessories.
- Fixture is RDM capable.
- Fixtures allow a universal input of 120V_{AC} to 277V_{AC}.
- Data termination shall utilize cage clamp terminal blocks, or equivalent. Wire nuts are not permissible and will void warranty.
- The method of line voltage termination, both for data and power, is at the discretion of the installing contractor, and or engineer. Splicing and/or joining of cables must adhere to all applicable electrical codes.
- Cables must be spliced/joined in a weatherproof enclosure/junction box, which is to be properly rated and provided by others.

ProPoint

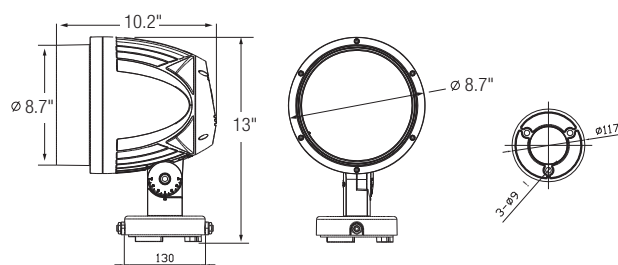
Technical Specifications / Options

RGBW				DW		Static White	
COLOR	 RGBW			 Neutral White 2200K-6500K Dynamic White		 4000K Neutral White 3000K Warm White	
BEAM ANGLE	 8°  15°  25°  35°			 15°  25°  35°		 15°  25°  35°	
ENVIRONMENT	 IP66 Suitable for Coastal Environment			 IP66 Suitable for Coastal Environment		 IP66 Suitable for Coastal Environment	
CERTIFICATIONS	cETLus, FCC, RoHS, ANSI 3G			cETLus, FCC, RoHS, ANSI 3G		cETLus, FCC, RoHS, ANSI 3G	
TECHNICAL SPECIFICATIONS							
POWER CONSUMPTION	IMPACT RATING	LUMINOUS FLUX	EFFICACY	LUMINOUS FLUX	EFFICACY	LUMINOUS FLUX	EFFICACY
180W	IK09	7100	40lm/W	7350	40lm/W	13380/12375	74lm/W - 68lm/W
120W	IK09	4560	38lm/W	5250	43lm/W	9200/8650	76lm/W - 72lm/W
80W	IK09	2980	37lm/W	3670	44lm/W	6075/5440	75lm/W - 68lm/W
40W	IK10	1330	33lm/W	1640	41lm/W	2670/2540	66lm/W - 63lm/W
20W	IK10	725	36lm/W	825	41lm/W	1340/1240	67lm/W - 62lm/W
INPUT VOLTAGE	120-277V _{AC} 50/60Hz			120-277V _{AC} 50/60Hz		120-277V _{AC} 50/60Hz	
OPERATING TEMPERATURE	-30°C to +50°C / -22°F to +122°F			-30°C to +50°C / -22°F to +122°F		-30°C to +50°C / -22°F to +122°F	
POWER FACTOR	≥ 0.9			≥ 0.9		≥ 0.9	
CONTROL	DMX512, RDM Enabled			DMX512, RDM Enabled		DMX512, RDM Enabled	

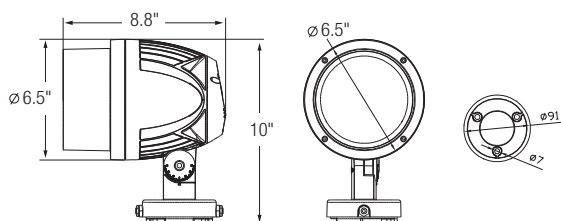
180W and 120W



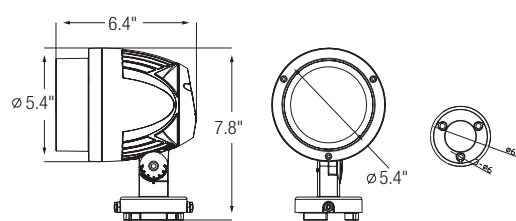
80W



40W



20W



WWW.TRAXONTECHNOLOGIES.COM

©2019 TRAXON TECHNOLOGIES - AN OSRAM BUSINESS. ALL RIGHTS RESERVED. TRAXON™, TX CONNECT™ ARE TRADEMARKS OF TRAXON TECHNOLOGIES. U.S. PATENTS, E.U. PATENTS, JAPAN PATENTS, OTHER PATENTS PENDING. SPECIFICATIONS ARE SUBJECT TO CHANGE WITHOUT NOTICE.

ProPoint™ RGBW 40W Wall Washer

Ordering

Model Number

PP	.	W4	.	9	4	4	1	X	X
ProPoint		Washer		Control	Channels	CCT	Cover Lens	Optic	Finish
				9: DMX	4: RGBW	4: 4000K	Clear	1: 8°	1: Gray
								2: 15°	2: Black
								3: 25°	3: White
								4: 35°	

Item Code

Description

AM208880055	ProPoint-S Wall Washer 40W 3000K 15°
AM226010055	ProPoint-S Wall Washer 40W 3000K 25°
AM226020055	ProPoint-S Wall Washer 40W 3000K 35°
AM226220055	ProPoint-S Wall Washer 40W 4000K 15°
AM226230055	ProPoint-S Wall Washer 40W 4000K 25°
AM226240055	ProPoint-S Wall Washer 40W 4000K 35°
AM201950055	ProPoint-S Wall Washer 40W DW 15°
AM226410055	ProPoint-S Wall Washer 40W DW 25°
AM226420055	ProPoint-S Wall Washer 40W DW 35°
AM225090055	ProPoint-S Wall Washer 40W RGBW 8°
AM201940055	ProPoint-S Wall Washer 40W RGBW 15°
AM225100055	ProPoint-S Wall Washer 40W RGBW 25°
AM225110055	ProPoint-S Wall Washer 40W RGBW 35°

traxone
AN OSRAM BUSINESS

www.traxontechnologies.com

© 2018 TRAXON TECHNOLOGIES - AN OSRAM BUSINESS. ALL RIGHTS RESERVED. TRAXON™, TX CONNECT®, ARE TRADEMARKS OF TRAXON TECHNOLOGIES. U.S. PATENTS, E.U. PATENTS, JAPAN PATENTS, OTHER PATENTS PENDING. SPECIFICATIONS ARE SUBJECT TO CHANGE WITHOUT NOTICE.

Product Specification

04/18 V1.0

5 of 5

OSRAM



Date: _____ Quantity: _____
Company: _____
Project: _____

ProPoint™ RGBW 80W Wall Washer

The ProPoint RGBW 80W Wall Washer is an AC line powered, high brightness luminaire. The luminaire is controllable via DMX512. The system is connected using a daisy chain topology, allowing easy installation to form long run lengths. Remote Device Management (RDM) circuits are built into each luminaire that enables extensive control and monitoring of the entire installation.

Product Specifications

Light Source	4-in-1 LED cluster x 12
Color Range	RGBW (White CCT - 4000K)
Beam Angles	8°, 15°, 25°, 35°
Luminous Flux	2980
Efficacy	37 lm/W
Lumen Maintenance	L ₇₀ @ 25°C 81,000 hours
Cover-Lens	(8mm) .31" Glass
Housing	Die Cast Aluminum
Adjustment Options	50° Forward, 80° Backward
Size	257mm x 220mm x 330mm (10.2"x8.7"x13")
Weight	7.6 kgs (16.8 lbs.)
Regulatory/Product Certifications	ETL, FCC, RoHS, ASTM B117-16, ANSI 3G, IK09
Operating Temperature	-30°C to +50°C (-22°F to +122°F)
Minimum Starting Temperature	-20°C (-4°F)
Storage Temperature	-40°C to +80°C (-40°F to +158°F)
Environment	IP66 Outdoor, Coastal Rated
Humidity	85%, non-condensing

Electrical Specifications

Input Voltage ¹	120-277V _{AC} 50/60Hz
Power Consumption	80W
Power Factor	≥ 0.9

System Specifications

Power	AC Line
Control	DMX 512, RDM Enabled
Power Supply	Integrated

1. Auto-switching. Single phase (line, neutral and ground).

LED CHARACTERISTICS: Because LEDs are semiconductor devices, their performances are subject to inherent variability commonly found in semiconductor industry. To improve consistency in performance across the same product, LED manufacturers "sort" LEDs into bins according to different preset parameters, such as forward driving voltage, illumination, etc. Whereas binning is a sorting function, it is not a correction process. Inherent variability in the manufacturing process always results in different binning distributions according to different production lots. Traxon uses automatically binned LEDs on its products, thereby minimizing output variations within the model range.

As with all electronic devices, LED output degrades over time – a term called lumen depreciation. This also explains why it is nearly impossible to expect photometric performances of two LED products with different service life spans to be the same. The rate of LED degrade is a complicated function involving many factors, such as operating efficiency, duration of continuous operation and, more significantly, environmental conditions (ambient temperature for example). If allowed, working under optimal operating temperature range and with good ventilation, LED devices enjoy long service lives over conventional light sources. When using/installing LED devices, care should be taken to ensure that the devices will operate within the operating conditions specified in respective product literature.

Lumen measurement complies with LM-79-08 standard.
Lumen maintenance is calculated based on LM-80 compliant measurement.

www.traxontechnologies.com

© 2018 TRAXON TECHNOLOGIES - AN OSRAM BUSINESS. ALL RIGHTS RESERVED. TRAXON™ AND TX CONNECT® ARE TRADEMARKS OF TRAXON TECHNOLOGIES. U.S. PATENTS, E.U. PATENTS, JAPAN PATENTS, OTHER PATENTS PENDING. SPECIFICATIONS ARE SUBJECT TO CHANGE WITHOUT NOTICE.

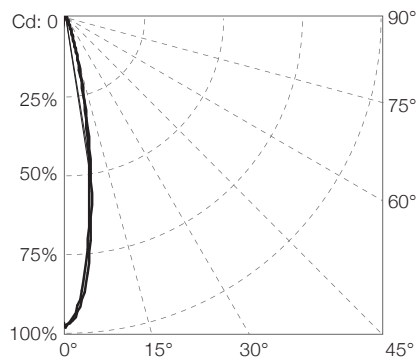
ProPoint™ RGBW 80W Wall Washer

Photometrics

Source Specifications

LED Source	4-in-1 LED cluster × 12
Beam Angle	15°

Candela Distribution



Light Output

Color	Luminous Flux (lm)	Candela Distribution @100%	Efficacy lm/W
White (full on)	2980	19632	38.04
White (RGB off)	1632	10895	38.55
RGB	1397	8991	34.66
Red	383.3	2473	31.65
Green	971.6	6249	38.71
Blue	69.95	446.1	6.01

Illuminance at a Distance

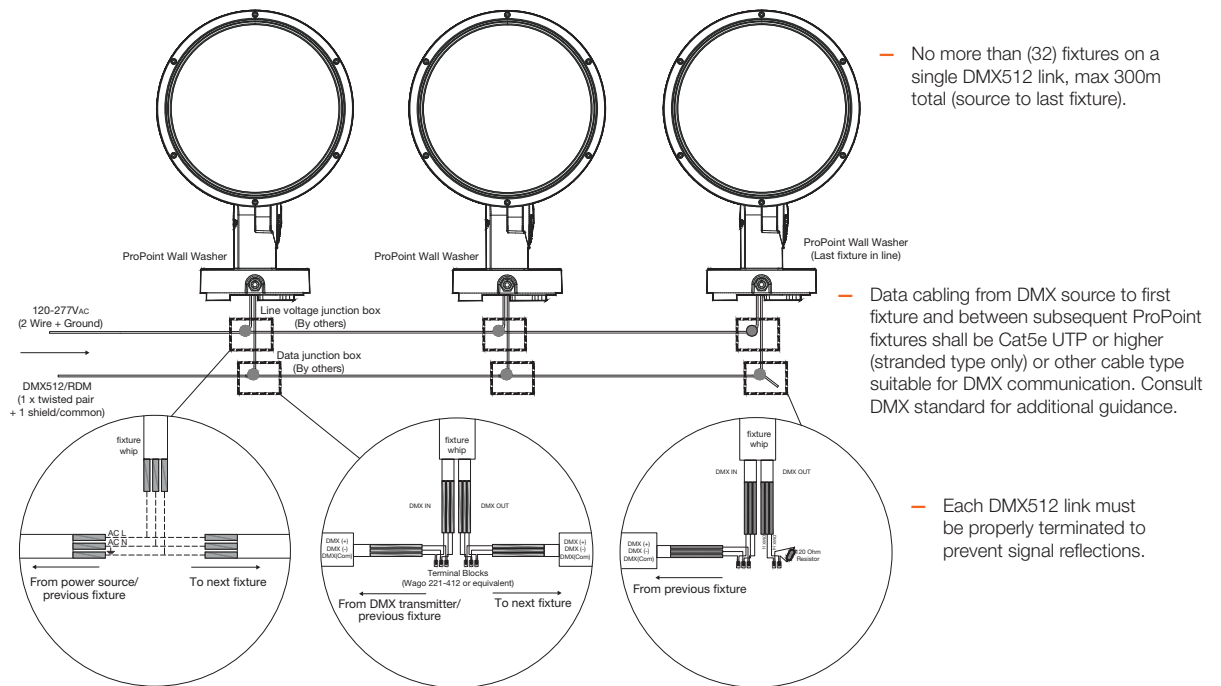
	Center Beam LUX	Beam Width
1.22m	4908	.66m
2m	3141	.82m
3m	1227	1.32m
4m	545.3	1.97m
6m	306.7	2.63m

For feet multiply by 3.28

■ Vert.Spread: 18.69°
■ Horiz.Spread: 18.69°
 For fc divide by 10.7

System Diagram

- ProPoint fixtures ship with two cable whips: One cable whip for power input consisting of two wires plus a ground and one cable whip for DMX512 RDM input/output.




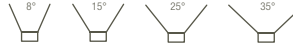







General Notes

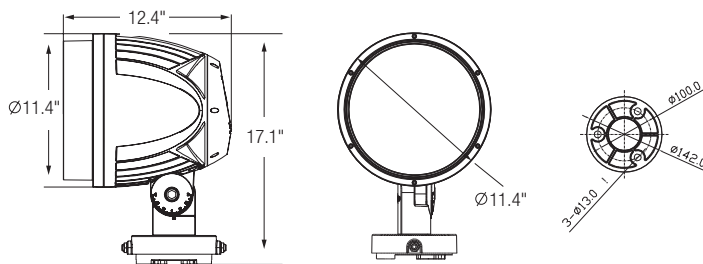
- All data cabling must adhere to ANSI E1.11-2008 (R2013) – Entertainment Technology – USITT DMX512-A, Asynchronous Serial Digital Data Transmission Standard for Controlling Lighting Equipment and Accessories.
- Fixture is RDM capable.
- Fixtures allow a universal input of 120V_{AC} to 277V_{AC}.
- Data termination shall utilize cage clamp terminal blocks, or equivalent. Wire nuts are not permissible and will void warranty.
- The method of line voltage termination, both for data and power, is at the discretion of the installing contractor, and or engineer. Splicing and/or joining of cables must adhere to all applicable electrical codes.
- Cables must be spliced/joined in a weatherproof enclosure/junction box, which is to be properly rated and provided by others.

ProPoint

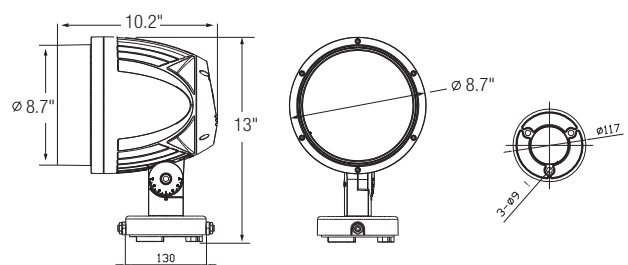
Technical Specifications / Options

RGBW				DW				Static White			
COLOR				 Neutral White 2200K-6500K Dynamic White		 4000K Neutral White 3000K Warm White					
BEAM ANGLE											
ENVIRONMENT											
CERTIFICATIONS		cETLus, FCC, RoHS, ANSI 3G		cETLus, FCC, RoHS, ANSI 3G		cETLus, FCC, RoHS, ANSI 3G					
TECHNICAL SPECIFICATIONS											
POWER CONSUMPTION	IMPACT RATING	LUMINOUS FLUX	EFFICACY	LUMINOUS FLUX	EFFICACY	LUMINOUS FLUX	EFFICACY				
180W	IK09	7100	40lm/W	7350	40lm/W	13380/12375	74lm/W - 68lm/W				
120W	IK09	4560	38lm/W	5250	43lm/W	9200/8650	76lm/W - 72lm/W				
80W	IK09	2980	37lm/W	3670	44lm/W	6075/5440	75lm/W - 68lm/W				
40W	IK10	1330	33lm/W	1640	41lm/W	2670/2540	66lm/W - 63lm/W				
20W	IK10	725	36lm/W	825	41lm/W	1340/1240	67lm/W - 62lm/W				
INPUT VOLTAGE		120-277V _{AC} 50/60Hz		120-277V _{AC} 50/60Hz		120-277V _{AC} 50/60Hz					
OPERATING TEMPERATURE		-30°C to +50°C / -22°F to +122°F		-30°C to +50°C / -22°F to +122°F		-30°C to +50°C / -22°F to +122°F					
POWER FACTOR		≥ 0.9		≥ 0.9		≥ 0.9					
CONTROL		DMX512, RDM Enabled		DMX512, RDM Enabled		DMX512, RDM Enabled					

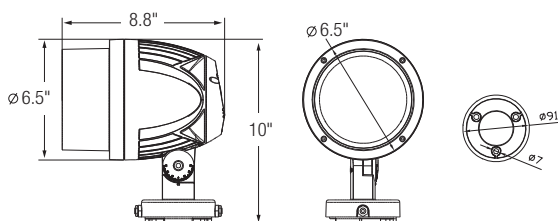
180W and 120W



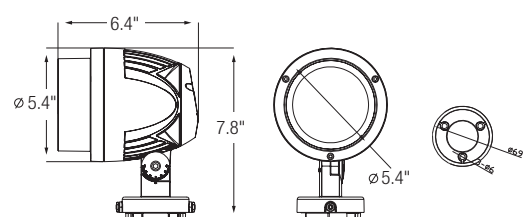
80W



40W



20W



WWW.TRAXONTECHNOLOGIES.COM

©2019 TRAXON TECHNOLOGIES - AN OSRAM BUSINESS. ALL RIGHTS RESERVED. TRAXON™, TX CONNECT™ ARE TRADEMARKS OF TRAXON TECHNOLOGIES. U.S. PATENTS, E.U. PATENTS, JAPAN PATENTS, OTHER PATENTS PENDING. SPECIFICATIONS ARE SUBJECT TO CHANGE WITHOUT NOTICE.

ProPoint™ RGBW 80W Wall Washer

Ordering

Model Number

PP	.	W3	.	9	4	4	1	2	X
ProPoint		Washer		Control	Channels	CCT	Cover Lens	Optic	Finish
				9: DMX	4: RGBW	4: 4000K	Clear	1: 8°	1: Gray
								2: 15°	2: Black
								3: 25°	3: White
								4: 35°	

Item Code	Description
AM225670055	ProPoint-S Wall Washer 80W 3000K 15°
AM225990055	ProPoint-S Wall Washer 80W 3000K 25°
AM226000055	ProPoint-S Wall Washer 80W 3000K 35°
AM226190055	ProPoint-S Wall Washer 80W 4000K 15°
AM226200055	ProPoint-S Wall Washer 80W 4000K 25°
AM226210055	ProPoint-S Wall Washer 80W 4000K 35°
AM201930055	ProPoint-S Wall Washer 80W DW 15°
AM226380055	ProPoint-S Wall Washer 80W DW 25°
AM226390055	ProPoint-S Wall Washer 80W DW 35°
AM225050055	ProPoint-S Wall Washer 80W RGBW 8°
AM201900055	ProPoint-S Wall Washer 80W RGBW 15°
AM225070055	ProPoint-S Wall Washer 80W RGBW 25°
AM225080055	ProPoint-S Wall Washer 80W RGBW 35°

traxonecue
AN OSRAM BUSINESS

www.traxontechnologies.com

© 2018 TRAXON TECHNOLOGIES - AN OSRAM BUSINESS. ALL RIGHTS RESERVED. TRAXON™, TX CONNECT®, ARE TRADEMARKS OF TRAXON TECHNOLOGIES. U.S. PATENTS, E.U. PATENTS, JAPAN PATENTS, OTHER PATENTS PENDING. SPECIFICATIONS ARE SUBJECT TO CHANGE WITHOUT NOTICE.

Product Specification

04/18 V1.0

5 of 5

OSRAM



Date: _____ Quantity: _____
Company: _____
Project: _____

ProPoint™ RGBW 120W Wall Washer

The ProPoint RGBW 120W Wall Washer is an AC line powered, high brightness luminaire. The luminaire is controllable via DMX512. The system is connected using a daisy chain topology, allowing easy installation to form long run lengths. Remote Device Management (RDM) circuits are built into each luminaire that enables extensive control and monitoring of the entire installation.

Product Specifications

Light Source	4-in-1 LED cluster x 18
Color Range	RGBW (White CCT - 4000K)
Beam Angles	8°, 15°, 25°, 35°
Luminous Flux	4560
Efficacy	38 lm/W
Lumen Maintenance	L ₇₀ @ 25°C 81,000 hours
Cover-Lens	(8mm) .31" Glass
Housing	Die Cast Aluminum
Adjustment Options	50° Forward, 80° Backward
Size	315mm x 288mm x 433mm (12.4"x11.4"x17.1")
Weight	14 kgs (30.9 lbs.)
Regulatory/Product Certifications	ETL, FCC, RoHS, ASTM B117-16, ANSI 3G, IK09
Operating Temperature	-30°C to +50°C (-22°F to +122°F)
Minimum Starting Temperature	-20°C (-4°F)
Storage Temperature	-40°C to +80°C (-40°F to +158°F)
Environment	IP66 Outdoor, Coastal Rated
Humidity	85%, non-condensing

Electrical Specifications

Input Voltage ¹	120-277V _{AC} 50/60Hz
Power Consumption	120W
Power Factor	≥ 0.9

System Specifications

Power	AC Line
Control	DMX 512, RDM Enabled
Power Supply	Integrated

1. Auto-switching. Single phase (line, neutral and ground).

LED CHARACTERISTICS: Because LEDs are semiconductor devices, their performances are subject to inherent variability commonly found in semiconductor industry. To improve consistency in performance across the same product, LED manufacturers "sort" LEDs into bins according to different preset parameters, such as forward driving voltage, illumination, etc. Whereas binning is a sorting function, it is not a correction process. Inherent variability in the manufacturing process always results in different binning distributions according to different production lots. Traxon uses automatically binned LEDs on its products, thereby minimizing output variations within the model range.

As with all electronic devices, LED output degrades over time – a term called lumen depreciation. This also explains why it is nearly impossible to expect photometric performances of two LED products with different service life spans to be the same. The rate of LED degrade is a complicated function involving many factors, such as operating efficiency, duration of continuous operation and, more significantly, environmental conditions (ambient temperature for example). If allowed, working under optimal operating temperature range and with good ventilation, LED devices enjoy long service lives over conventional light sources. When using/installing LED devices, care should be taken to ensure that the devices will operate within the operating conditions specified in respective product literature.

Lumen measurement complies with LM-79-08 standard.
Lumen maintenance is calculated based on LM-80 compliant measurement.

www.traxontechnologies.com

© 2018 TRAXON TECHNOLOGIES - AN OSRAM BUSINESS. ALL RIGHTS RESERVED. TRAXON™ AND TX CONNECT® ARE TRADEMARKS OF TRAXON TECHNOLOGIES. U.S. PATENTS, E.U. PATENTS, JAPAN PATENTS, OTHER PATENTS PENDING. SPECIFICATIONS ARE SUBJECT TO CHANGE WITHOUT NOTICE.

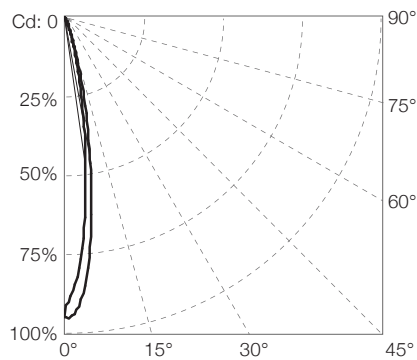
ProPoint™ RGBW 120W Wall Washer

Photometrics

Source Specifications

LED Source	4-in-1 LED cluster × 18
Beam Angle	15°

Candela Distribution



Light Output

Color	Luminous Flux (lm)	Candela Distribution @100%	Efficacy lm/W
White (full on)	4560	28348	38.23
White (RGB off)	2723	16919	40.36
RGB	2163	13091	37.17
Red	582.5	3385	41.58
Green	1571	9577	50.93
Blue	123.4	754.2	8.24

Illuminance at a Distance

	Center Beam LUX	Beam Width
1.22m	19062	.40m
2m	7084	.66m
3m	3148	.99m
4m	1771	1.32m
6m	787.1	1.97m

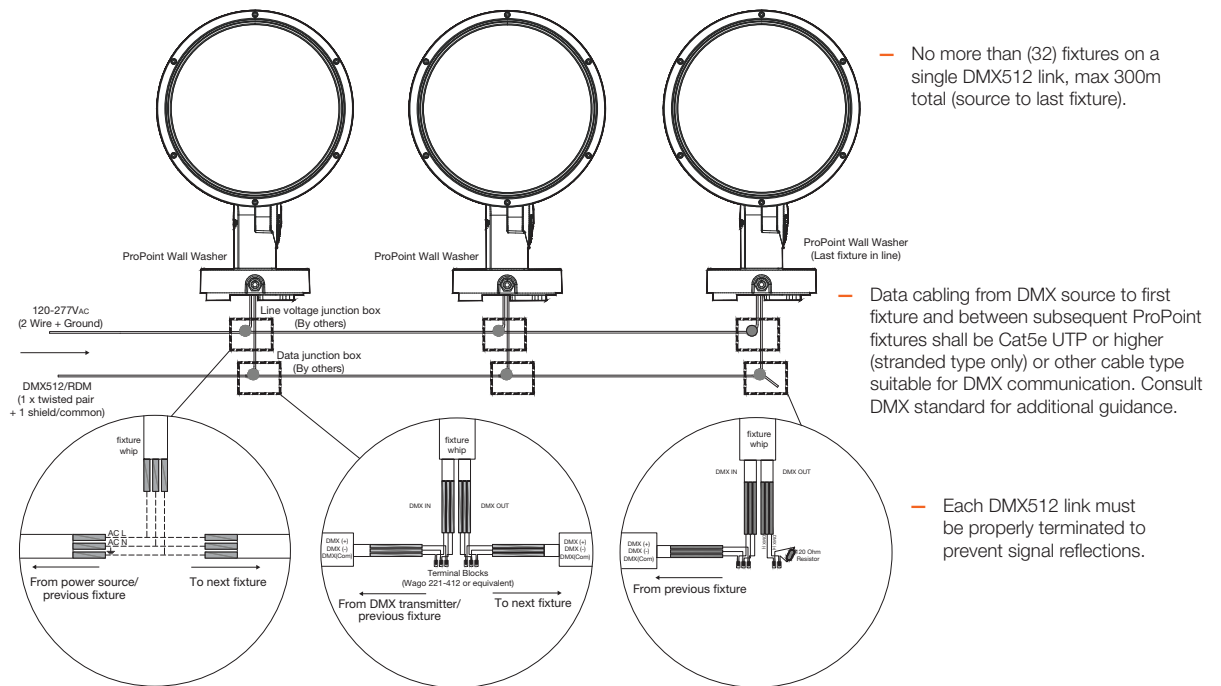
For feet multiply by 3.28

■ Vert.Spread: 18.68°
■ Horiz.Spread: 18.68°
 For fc divide by 10.7

ProPoint™ RGBW 120W Wall Washer

System Diagram

- ProPoint fixtures ship with two cable whips: One cable whip for power input consisting of two wires plus a ground and one cable whip for DMX512 RDM input/output.




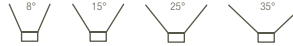







General Notes

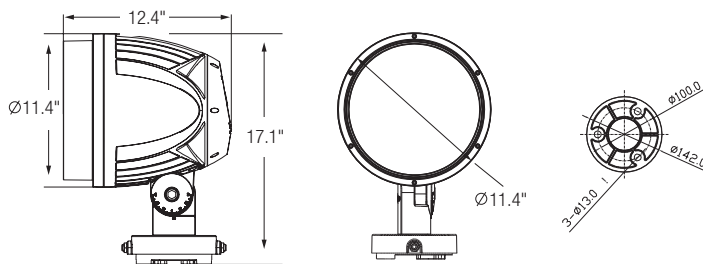
- All data cabling must adhere to ANSI E1.11-2008 (R2013) – Entertainment Technology – USITT DMX512-A, Asynchronous Serial Digital Data Transmission Standard for Controlling Lighting Equipment and Accessories.
- Fixture is RDM capable.
- Fixtures allow a universal input of 120VAC to 277VAC.
- Data termination shall utilize cage clamp terminal blocks, or equivalent. Wire nuts are not permissible and will void warranty.
- The method of line voltage termination, both for data and power, is at the discretion of the installing contractor, and or engineer. Splicing and/or joining of cables must adhere to all applicable electrical codes.
- Cables must be spliced/joined in a weatherproof enclosure/junction box, which is to be properly rated and provided by others.

ProPoint

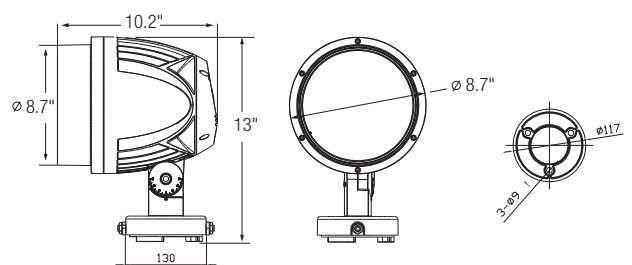
Technical Specifications / Options

RGBW				DW		Static White	
COLOR				 Neutral White 2200K-6500K Dynamic White		 4000K Neutral White 3000K Warm White	
BEAM ANGLE							
ENVIRONMENT							
CERTIFICATIONS	cETLus, FCC, RoHS, ANSI 3G			cETLus, FCC, RoHS, ANSI 3G		cETLus, FCC, RoHS, ANSI 3G	
TECHNICAL SPECIFICATIONS							
POWER CONSUMPTION	IMPACT RATING	LUMINOUS FLUX	EFFICACY	LUMINOUS FLUX	EFFICACY	LUMINOUS FLUX	EFFICACY
180W	IK09	7100	40lm/W	7350	40lm/W	13380/12375	74lm/W - 68lm/W
120W	IK09	4560	38lm/W	5250	43lm/W	9200/8650	76lm/W - 72lm/W
80W	IK09	2980	37lm/W	3670	44lm/W	6075/5440	75lm/W - 68lm/W
40W	IK10	1330	33lm/W	1640	41lm/W	2670/2540	66lm/W - 63lm/W
20W	IK10	725	36lm/W	825	41lm/W	1340/1240	67lm/W - 62lm/W
INPUT VOLTAGE	120-277V _{AC} 50/60Hz			120-277V _{AC} 50/60Hz		120-277V _{AC} 50/60Hz	
OPERATING TEMPERATURE	-30°C to +50°C / -22°F to +122°F			-30°C to +50°C / -22°F to +122°F		-30°C to +50°C / -22°F to +122°F	
POWER FACTOR	≥ 0.9			≥ 0.9		≥ 0.9	
CONTROL	DMX512, RDM Enabled			DMX512, RDM Enabled		DMX512, RDM Enabled	

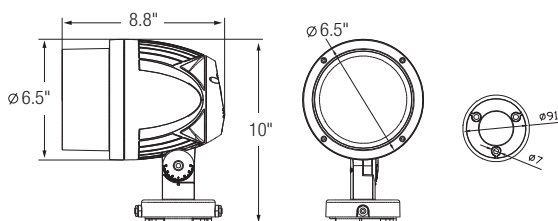
180W and 120W



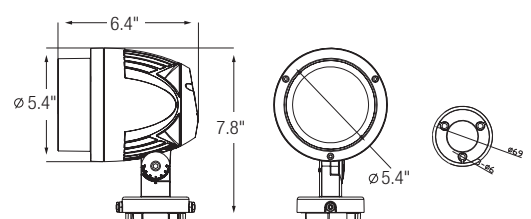
80W



40W



20W



WWW.TRAXONTECHNOLOGIES.COM

©2019 TRAXON TECHNOLOGIES - AN OSRAM BUSINESS. ALL RIGHTS RESERVED. TRAXON™, TX CONNECT™ ARE TRADEMARKS OF TRAXON TECHNOLOGIES. U.S. PATENTS, E.U. PATENTS, JAPAN PATENTS, OTHER PATENTS PENDING. SPECIFICATIONS ARE SUBJECT TO CHANGE WITHOUT NOTICE.

ProPoint™ RGBW 120W Wall Washer

Ordering

Model Number

PP	.	W2	.	9	4	4	1	X	X
ProPoint		Washer		Control	Channels	CCT	Cover Lens	Optic	Finish
				9: DMX	4: RGBW	4: 4000K	Clear	1: 8°	1: Gray
								2: 15°	2: Black
								3: 25°	3: White
								4: 35°	

Item Code

Description

AM225640055	ProPoint-S Wall Washer 120W 3000K 15°
AM225650055	ProPoint-S Wall Washer 120W 3000K 25°
AM225660055	ProPoint-S Wall Washer 120W 3000K 35°
AM226140055	ProPoint-S Wall Washer 120W 4000K 15°
AM226160055	ProPoint-S Wall Washer 120W 4000K 25°
AM226180055	ProPoint-S Wall Washer 120W 4000K 35°
AM201890055	ProPoint-S Wall Washer 120W DW 15°
AM226360055	ProPoint-S Wall Washer 120W DW 25°
AM226370055	ProPoint-S Wall Washer 120W DW 35°
AM206660055	ProPoint-S Wall Washer 120W RGBW 8°
AM201880055	ProPoint-S Wall Washer 120W RGBW 15°
AM225030055	ProPoint-S Wall Washer 120W RGBW 25°
AM225040055	ProPoint-S Wall Washer 120W RGBW 35°

traxonecue
AN OSRAM BUSINESS

www.traxontechnologies.com

© 2018 TRAXON TECHNOLOGIES - AN OSRAM BUSINESS. ALL RIGHTS RESERVED. TRAXON™, TX CONNECT®, ARE TRADEMARKS OF TRAXON TECHNOLOGIES. U.S. PATENTS, E.U. PATENTS, JAPAN PATENTS, OTHER PATENTS PENDING. SPECIFICATIONS ARE SUBJECT TO CHANGE WITHOUT NOTICE.

Product Specification

04/18 V1.0

5 of 5

OSRAM



Date: _____ Quantity: _____
Company: _____
Project: _____

ProPoint™ RGBW 180W Wall Washer

The ProPoint RGBW 180W Wall Washer is an AC line powered, high brightness luminaire. The luminaire is controllable via DMX512. The system is connected using a daisy chain topology, allowing easy installation to form long run lengths. Remote Device Management (RDM) circuits are built into each luminaire that enables extensive control and monitoring of the entire installation.

Product Specifications

Light Source	4-in-1 LED cluster x 27
Color Range	RGBW (White CCT - 4000K)
Beam Angles	8°, 15°, 25°, 35°
Luminous Flux	7100
Efficacy	40 lm/W
Lumen Maintenance	L ₇₀ @ 25°C 81,000 hours
Cover-Lens	8mm (.31") Glass
Housing	Die Cast Aluminum
Adjustment Options	50° Forward, 80° Backward
Size	315mm x 288mm x 433mm (12.4"x11.4"x17.1")
Weight	14.2 kgs (31.3 lbs.)
Regulatory/Product Certifications	ETL, FCC, RoHS, ASTM B117-16, ANSI 3G, IK09
Operating Temperature	-30°C to +50°C (-22°F to +122°F)
Minimum Starting Temperature	-20°C (-4°F)
Storage Temperature	-40°C to +80°C (-40°F to +158°F)
Environment	IP66 Outdoor, Coastal Rated
Humidity	85%, non-condensing

Electrical Specifications

Input Voltage ¹	120-277V _{AC} 50/60Hz
Power Consumption	180W
Power Factor	≥ 0.9

System Specifications

Power	AC Line
Control	DMX 512, RDM Enabled
Power Supply	Integrated

1. Auto-switching. Single phase (line, neutral and ground).

LED CHARACTERISTICS: Because LEDs are semiconductor devices, their performances are subject to inherent variability commonly found in semiconductor industry. To improve consistency in performance across the same product, LED manufacturers "sort" LEDs into bins according to different preset parameters, such as forward driving voltage, illumination, etc. Whereas binning is a sorting function, it is not a correction process. Inherent variability in the manufacturing process always results in different binning distributions according to different production lots. Traxon uses automatically binned LEDs on its products, thereby minimizing output variations within the model range.

As with all electronic devices, LED output degrades over time – a term called lumen depreciation. This also explains why it is nearly impossible to expect photometric performances of two LED products with different service life spans to be the same. The rate of LED degrade is a complicated function involving many factors, such as operating efficiency, duration of continuous operation and, more significantly, environmental conditions (ambient temperature for example). If allowed, working under optimal operating temperature range and with good ventilation, LED devices enjoy long service lives over conventional light sources. When using/installing LED devices, care should be taken to ensure that the devices will operate within the operating conditions specified in respective product literature.

Lumen measurement complies with LM-79-08 standard.
Lumen maintenance is calculated based on LM-80 compliant measurement.

www.traxontechnologies.com

© 2018 TRAXON TECHNOLOGIES - AN OSRAM BUSINESS. ALL RIGHTS RESERVED. TRAXON™ AND TX CONNECT® ARE TRADEMARKS OF TRAXON TECHNOLOGIES. U.S. PATENTS, E.U. PATENTS, JAPAN PATENTS, OTHER PATENTS PENDING. SPECIFICATIONS ARE SUBJECT TO CHANGE WITHOUT NOTICE.

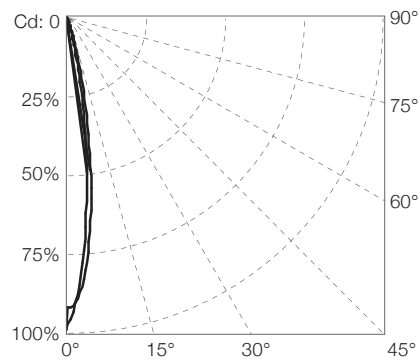
ProPoint™ RGBW 180W Wall Washer

Photometrics

Source Specifications

LED Source	4-in-1 LED cluster × 27
Beam Angle	15°

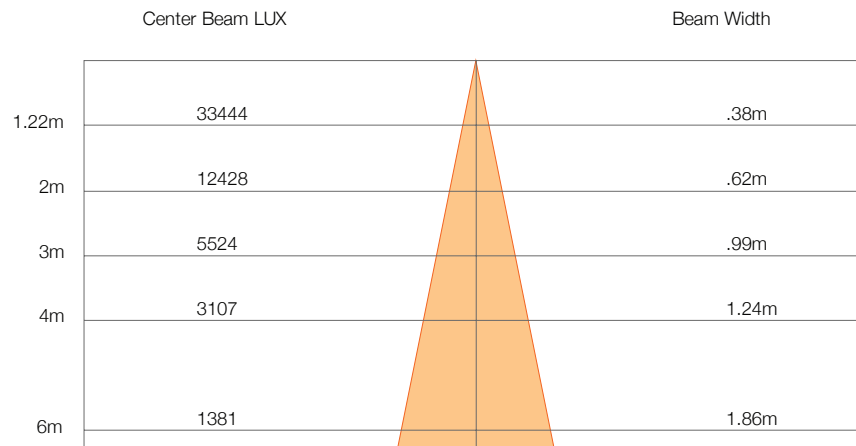
Candela Distribution



Light Output

Color	Luminous Flux (lm)	Candela Distribution @100%	Efficacy lm/W
White (full on)	7100	49737	39.52
White (RGB off)	4007	27151	41.57
RGB	3320	22940	37.11
Red	872.5	5751	40.92
Green	2324	16222	44.09
Blue	184.1	1238	8.43

Illuminance at a Distance



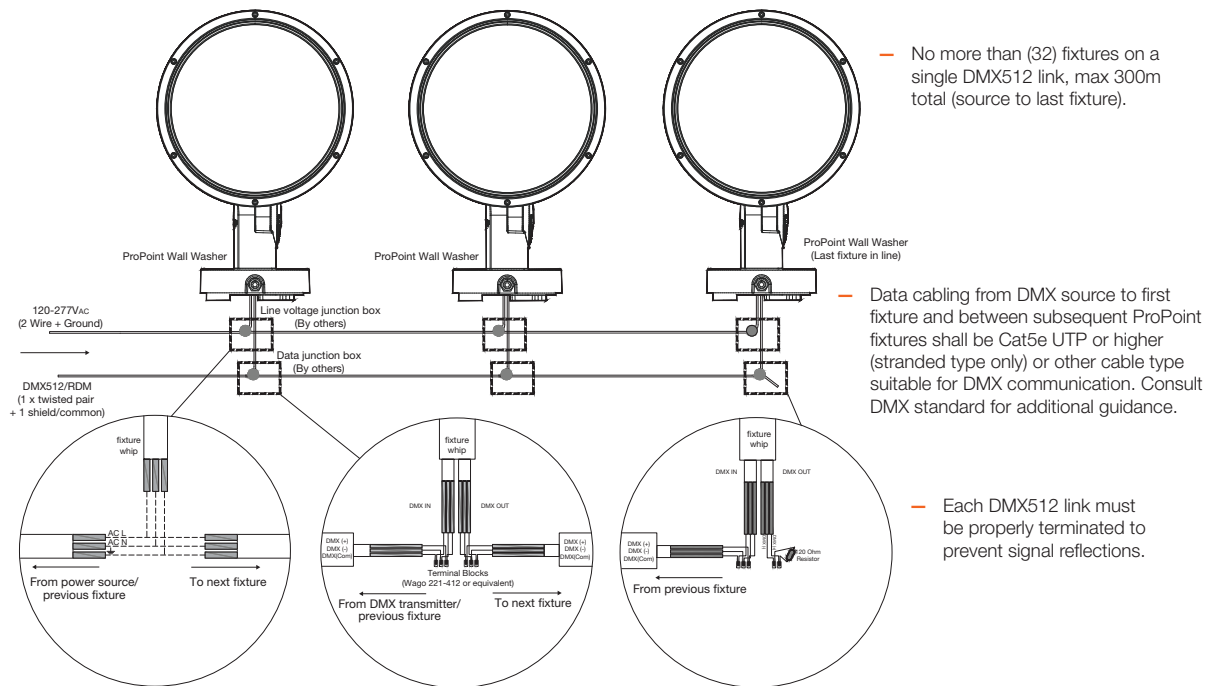
For feet multiply by 3.28

● Vert.Spread: 17.6°
● Horiz.Spread: 17.6°
 For fc divide by 10.7

ProPoint™ RGBW 180W Wall Washer

System Diagram

- ProPoint fixtures ship with two cable whips: One cable whip for power input consisting of two wires plus a ground and one cable whip for DMX512 RDM input/output.




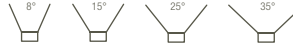
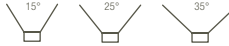






General Notes

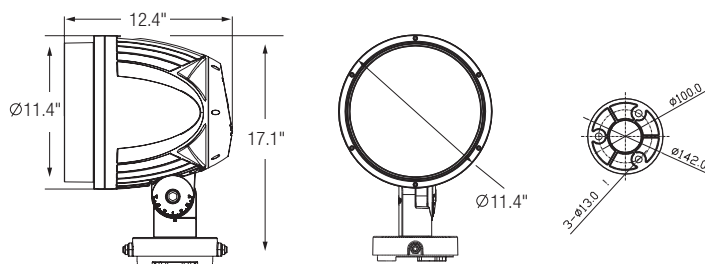
- All data cabling must adhere to ANSI E1.11-2008 (R2013) – Entertainment Technology – USITT DMX512-A, Asynchronous Serial Digital Data Transmission Standard for Controlling Lighting Equipment and Accessories.
- Fixture is RDM capable.
- Fixtures allow a universal input of 120VAC to 277VAC.
- Data termination shall utilize cage clamp terminal blocks, or equivalent. Wire nuts are not permissible and will void warranty.
- The method of line voltage termination, both for data and power, is at the discretion of the installing contractor, and or engineer. Splicing and/or joining of cables must adhere to all applicable electrical codes.
- Cables must be spliced/joined in a weatherproof enclosure/junction box, which is to be properly rated and provided by others.

ProPoint

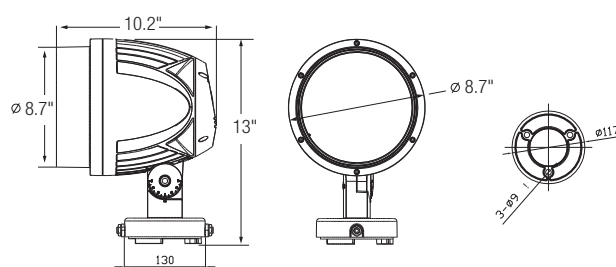
Technical Specifications / Options

RGBW				DW		Static White	
COLOR				 Neutral White 2200K-6500K Dynamic White		 4000K Neutral White 3000K Warm White	
BEAM ANGLE							
ENVIRONMENT							
CERTIFICATIONS	cETLus, FCC, RoHS, ANSI 3G			cETLus, FCC, RoHS, ANSI 3G		cETLus, FCC, RoHS, ANSI 3G	
TECHNICAL SPECIFICATIONS							
POWER CONSUMPTION	IMPACT RATING	LUMINOUS FLUX	EFFICACY	LUMINOUS FLUX	EFFICACY	LUMINOUS FLUX	EFFICACY
180W	IK09	7100	40lm/W	7350	40lm/W	13380/12375	74lm/W - 68lm/W
120W	IK09	4560	38lm/W	5250	43lm/W	9200/8650	76lm/W - 72lm/W
80W	IK09	2980	37lm/W	3670	44lm/W	6075/5440	75lm/W - 68lm/W
40W	IK10	1330	33lm/W	1640	41lm/W	2670/2540	66lm/W - 63lm/W
20W	IK10	725	36lm/W	825	41lm/W	1340/1240	67lm/W - 62lm/W
INPUT VOLTAGE	120-277V _{AC} 50/60Hz			120-277V _{AC} 50/60Hz		120-277V _{AC} 50/60Hz	
OPERATING TEMPERATURE	-30°C to +50°C / -22°F to +122°F			-30°C to +50°C / -22°F to +122°F		-30°C to +50°C / -22°F to +122°F	
POWER FACTOR	≥ 0.9			≥ 0.9		≥ 0.9	
CONTROL	DMX512, RDM Enabled			DMX512, RDM Enabled		DMX512, RDM Enabled	

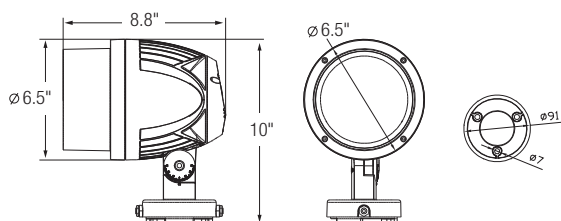
180W and 120W



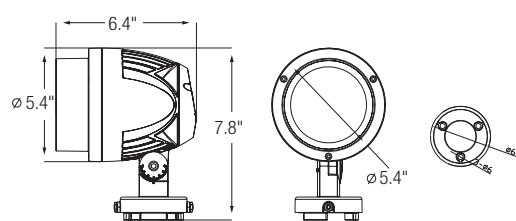
80W



40W



20W



WWW.TRAXONTECHNOLOGIES.COM

©2019 TRAXON TECHNOLOGIES - AN OSRAM BUSINESS. ALL RIGHTS RESERVED. TRAXON™, TX CONNECT™ ARE TRADEMARKS OF TRAXON TECHNOLOGIES. U.S. PATENTS, E.U. PATENTS, JAPAN PATENTS, OTHER PATENTS PENDING. SPECIFICATIONS ARE SUBJECT TO CHANGE WITHOUT NOTICE.

ProPoint™ RGBW 180W Wall Washer

Ordering

Model Number

PP	.	W1	.	9	4	4	1	X	X
ProPoint		Washer		Control	Channels	CCT	Cover Lens	Optic	Finish
				9: DMX	4: RGBW	4: 4000K	Clear	1: 8°	1: Gray
								2: 15°	2: Black
								3: 25°	3: White
								4: 35°	

Item Code	Description
AM225610055	ProPoint-S Wall Washer 180W 3000K 15°
AM206640055	ProPoint-S Wall Washer 180W 3000K 25°
AM225630055	ProPoint-S Wall Washer 180W 3000K 35°
AM226080055	ProPoint-S Wall Washer 180W 4000K 15°
AM226090055	ProPoint-S Wall Washer 180W 4000K 25°
AM226130055	ProPoint-S Wall Washer 180W 4000K 35°
AM201870055	ProPoint-S Wall Washer 180W DW 15°
AM226350055	ProPoint-S Wall Washer 180W DW 25°
AM206650055	ProPoint-S Wall Washer 180W DW 35°
AM206620055	ProPoint-S Wall Washer 180W RGBW 8°
AM201860055	ProPoint-S Wall Washer 180W RGBW 15°
AM206630055	ProPoint-S Wall Washer 180W RGBW 25°
AM225010055	ProPoint-S Wall Washer 180W RGBW 35°

traxonecue
AN OSRAM BUSINESS

www.traxontechnologies.com

© 2018 TRAXON TECHNOLOGIES - AN OSRAM BUSINESS. ALL RIGHTS RESERVED. TRAXON™ AND TX CONNECT® ARE TRADEMARKS OF TRAXON TECHNOLOGIES. U.S. PATENTS, E.U. PATENTS, JAPAN PATENTS, OTHER PATENTS PENDING. SPECIFICATIONS ARE SUBJECT TO CHANGE WITHOUT NOTICE.

Product Specification

04/18 V1.0

5 of 5

OSRAM